



# MURRINDINDI YOUTH STRATEGY RESEARCH & DATA COLLECTION ATTACHMENTS



# Contents

	Page No.
Appendices	
Appendix 1: Evidence on Youth as Researchers	4-5
Appendix 2: Consultation Results	6-37
Appendix 3- Consultation Plan	38-45
Appendix 4- Focus Group Questions	46-47
Appendix 5 - Youth Survey	48-49
Appendix 6- Community Member Survey	50-51
Appendix 7- Service providers Survey Community Member Survey	52-54

*Prepared by: Lisa McCoy, Local Logic Place*

*[lisa@locallogicplace.com.au](mailto:lisa@locallogicplace.com.au)*

*0428644070*



# Appendices

# Evidence on 'Youth as Researchers'

## The Benefits:

Young people working as researchers in partnership or using action research are ways of attempting to address the unequal power issues seen to be inherent in traditional research which relies on researched as object (Atweh & Burton, 1995)<sup>1</sup>.

The benefits of this collaborative research project for the students were numerous (Miller et al., 2001)<sup>2</sup>. Aside from the opportunity of collaborating with a university faculty on a qualitative project, the students developed new skills such as

*"Facilitating interviews, framing open-ended questions, probing for depth, listening, analysing and interpreting data...through active participation in real-life research projects. Successful collaborative experiences may also increase high school students' self-efficacy and give them confidence that they have something to contribute to their peer group and the adult community"* (Miller et al., 2001, p.23).

The authors concluded that qualitative projects that explore issues relevant to adolescents, and using a teen-centred methodology, may empower students to engage with issues affecting their lives in more proactive ways (Miller et al., 2001)<sup>3</sup>.

Children have only recently been given the opportunity to speak for themselves in research (Barker and Weller 2003; James and Christensen 2000). Participatory research can be problematic, resource-intensive and can take more time to implement and execute than other forms of research. However, it provides an invaluable insight into children's lives — which is enormously beneficial to society's understanding of children's experiences — and increases the chances of being able to support the wellbeing of children and young people<sup>4</sup>.

Kirby (2004) identifies some of the advantages of including young people in research:

Young people may identify research opportunities that professionals may miss

Young people are likely to ensure that research tools are worded in ways understandable to peers

- They may have different perspectives
- Their informal approach may put respondents at ease
- They are likely to have a better understanding of issues faced by young people
- They are actively involved in issues that affect them

---

<sup>1</sup> Atweh, B. & Burton, L. (1995). Students as researchers: Rationale and critique, *British Educational Research Journal*, .21(.5), pp561-576.

<sup>2</sup> Miller, D.L; College, D; McVea, K.L.S.P; Creswell, J.W; Harter,L; Mickelson, W; McEntarffer, B.A; Ollerenshaw,J & Plano-Clark, V (2001). Engaging High School Students as Co-Researchers in Qualitative Research: Logistical, Methodological, and Ethical Issues, *Paper presented at the American Educational Research Association Annual Conference, April 14, 2001*.

<sup>3</sup> Miller, D.L; College, D; McVea, K.L.S.P; Creswell, J.W; Harter,L; Mickelson, W; McEntarffer, B.A; Ollerenshaw,J & Plano-Clark, V (2001). Engaging High School Students as Co-Researchers in Qualitative Research: Logistical, Methodological, and Ethical Issues, *Paper presented at the American Educational Research Association Annual Conference, April 14, 2001*.

<sup>4</sup> Barker, J and Weller, S 2003, "'is it fun?' developing children centred research methods', *International Journal of Sociology and Social Policy*,vol.23,no.1/2,pp.33–58. Christensen, P and James, A 2000, *Research with children: Perspectives and practices*, Falmer Press, London.

- They recognise the contribution of young people<sup>5</sup>

## Training Youth Researchers

Some of the lessons learned from training young people include<sup>6</sup>:

- Both youth researchers and respondents need the opportunity to ask questions.
- The longer the project the more confidence young researchers will gain.
- Feed young people before an interview session, as they will be more responsive!
- Adult co-ordinators must be patient with the young people.
- Language needs to be adapted to the young people's capability level.
- Confidentiality must be stressed.
- It is useful to establish ground rules on behaviour that young people can be reminded of.

The Department of Health's Research Governance Framework<sup>7</sup> specifies the need for quality research, including where students or new researchers are involved. The principal investigators are responsible for ensuring young people have adequate supervision, support and training to maintain research integrity and standards.

Workers may play a key role in shaping the research, while also involving young people in influencing its design. Young people will need appropriate and sufficient information to make informed decisions. Workers may need to inform them about research theory and practice, making this comprehensible and relevant to each research context.

Young people received guidance and training to undertake the researching component. There was a variety of 'hands on' tasks that were undertaken to ensure that young people could get involved where they feel most comfortable.

Participating in research is a way of enabling young people to be actively involved in issues affecting their own and their peers' lives. It can provide opportunities to contribute to their communities and services.

Young people involved gained recognition of their contribution through a certificate of achievement, a gift certificate and a celebration upon completion of the Youth Strategy.

The experience helped with personal development, including increased confidence, self-esteem, and the belief that their views matter and can effect change.

---

<sup>5</sup> Kirby, P 2004, A guide to Actively Involving Young People in Research. For Researchers, Research Commissioners and Managers, INVOLVE, <<http://www.invo.org.uk/pdfs/>

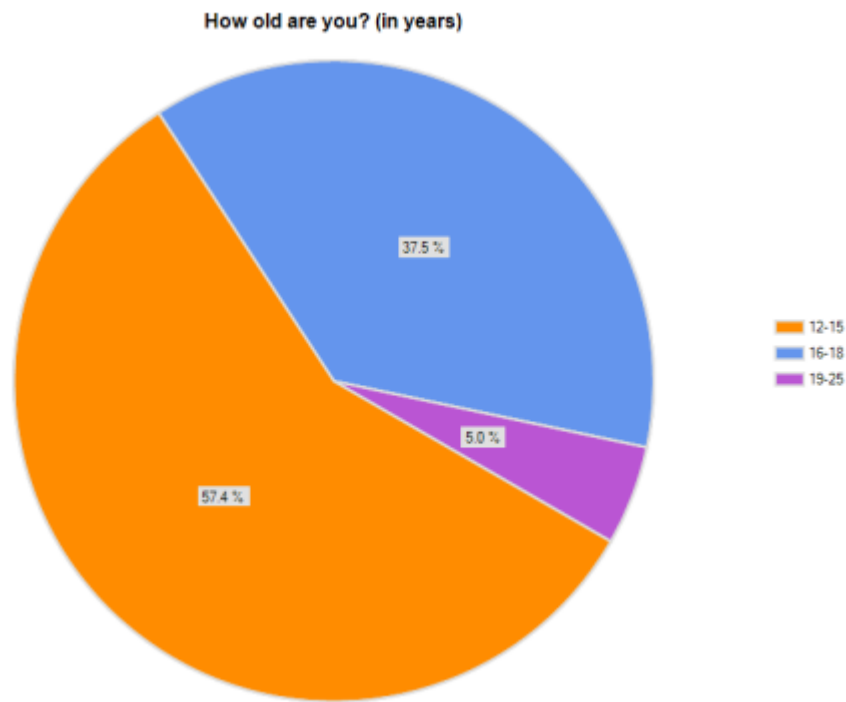
<sup>6</sup> Mary Chinyenze-Daniel in Ivan Smith, E. 1999, **Child Focus Development Manual**, SC UK (draft, unpublished).

<sup>7</sup> Department of Health (2001) '**Research Governance Framework for Health and Social Care**' ([www.dh.gov.uk/PolicyAndGuidance/ResearchAndDevelopment](http://www.dh.gov.uk/PolicyAndGuidance/ResearchAndDevelopment) )

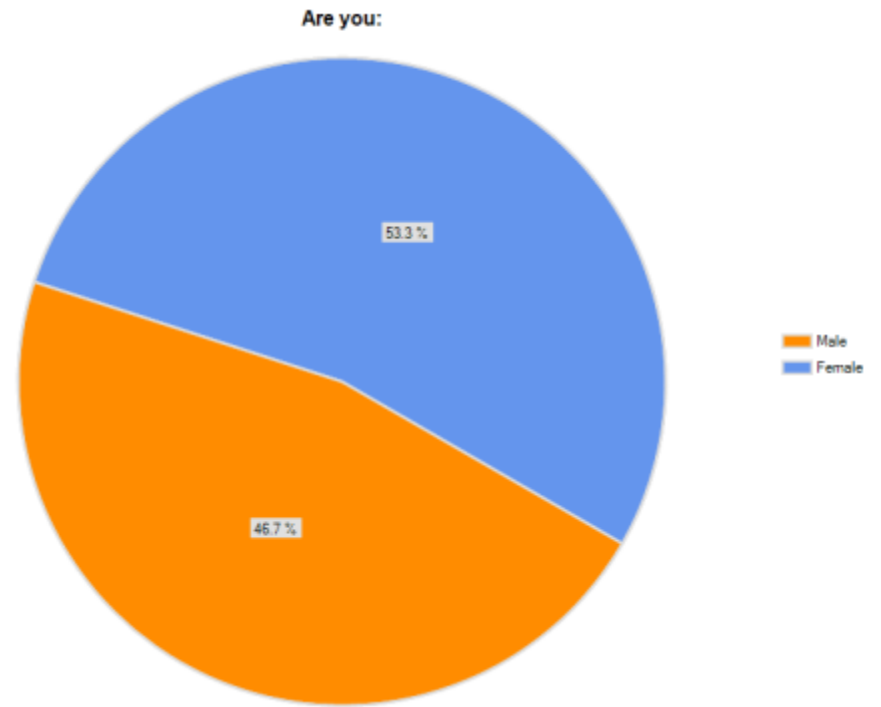
# Consultation Results

## Murrindindi Youth Survey Results

Five hundred and thirty nine young people completed the Murrindindi Youth Survey. With census data indicating there are 1876 young people aged 12-24 across the Shire, this equates to a 29% response rate.

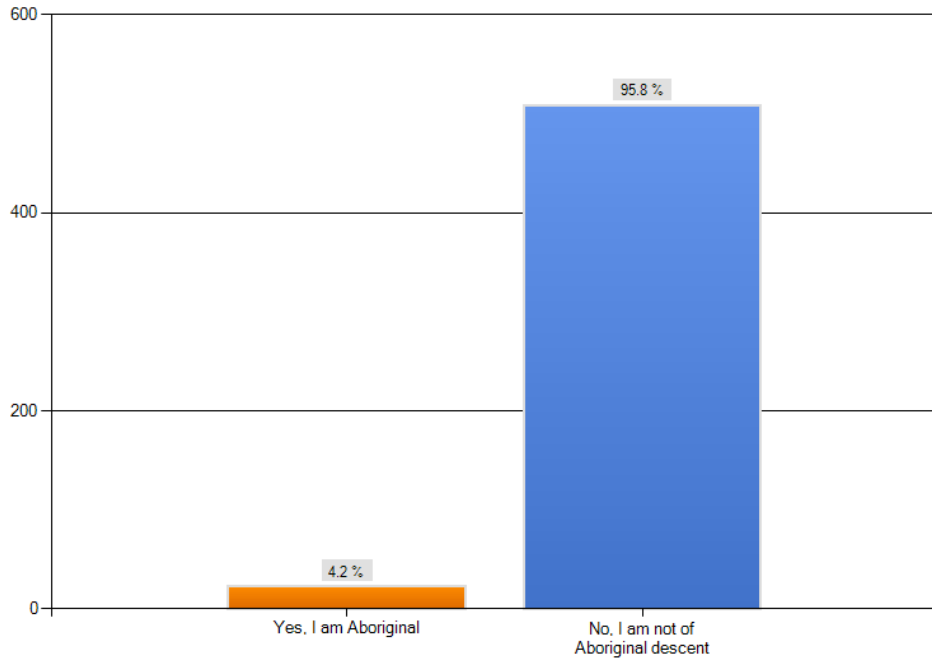


The largest number of respondents were from the 12-15 year old group (57.4%), followed by 16-18 year olds (37.5%) and 19-25 year olds (5%).



53.3% of young people who completed the Youth Survey were female and 46.7% were male.

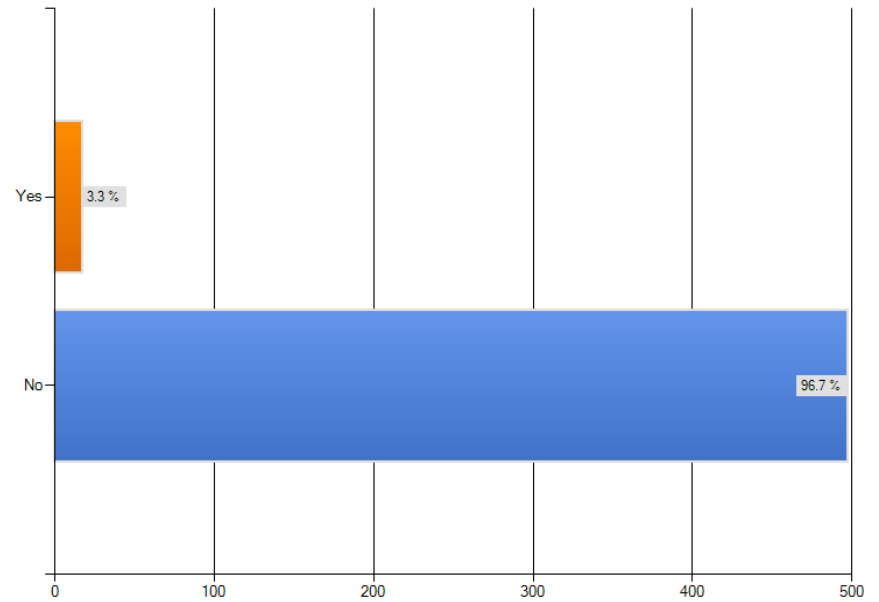
Are you of Aboriginal descent?



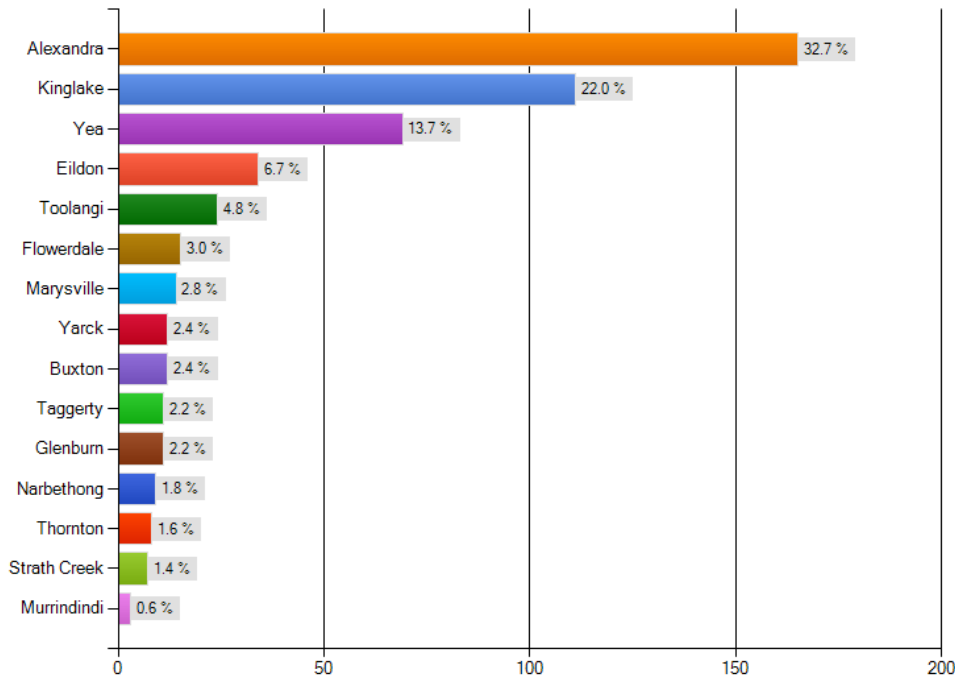
4.2% of respondents indicated that they were of Aboriginal descent.

Only 3.3% of young people who completed the Youth Survey indicated that they spoke a language other than English at home.

Do you speak any languages other than English at home?



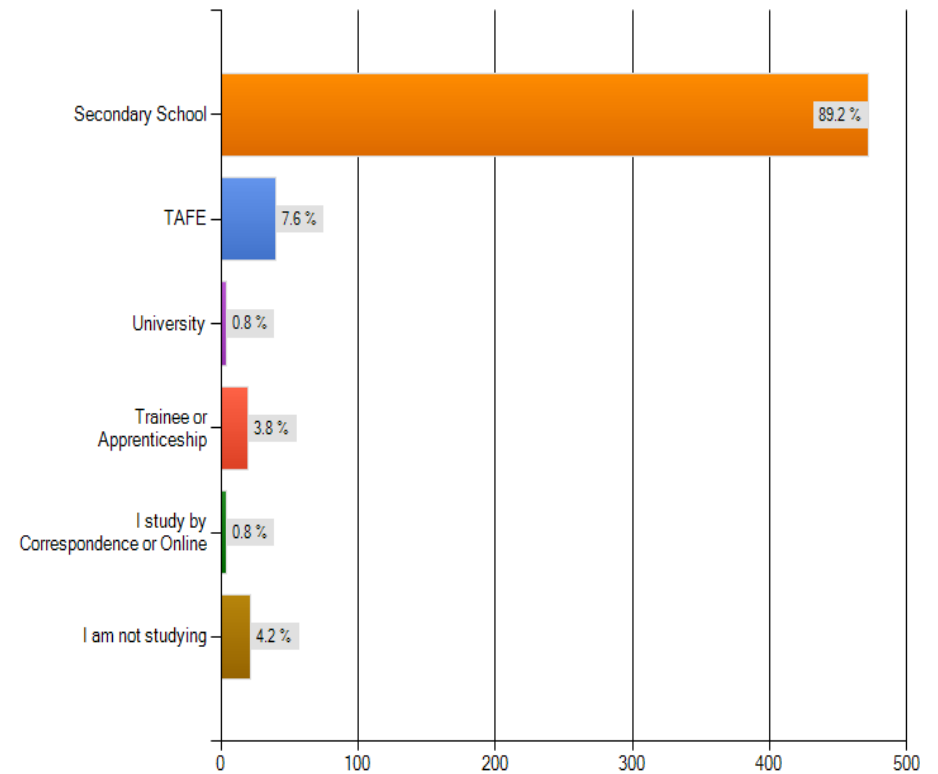
### Which town do you live in?



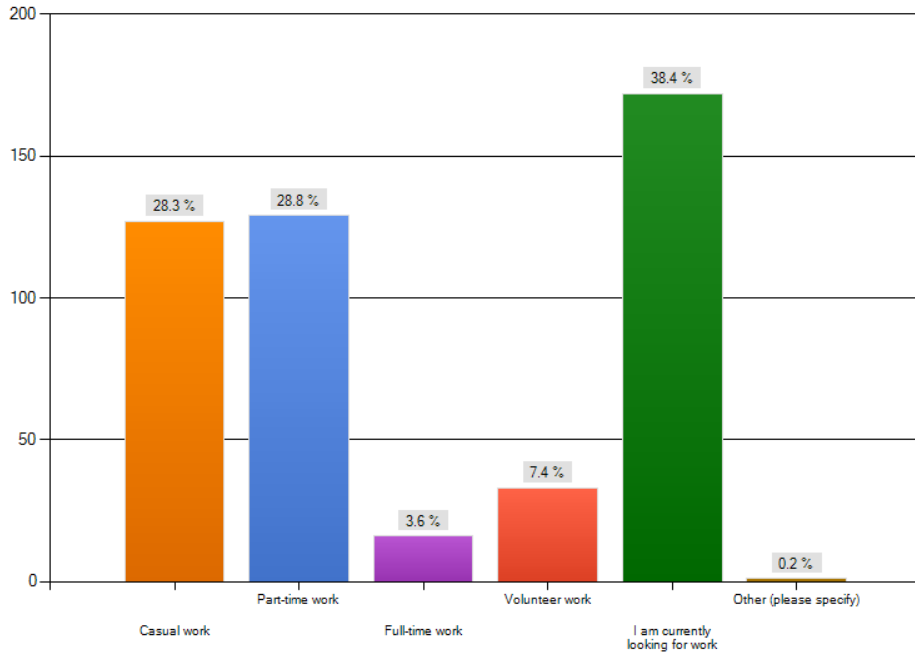
The top three towns that young people were heard from are: Alexandra (32.7%), Kinglake (22%), and Yea (13.7%).

The majority of young people (89.2%) who completed a Youth Survey were attending Secondary School. 7.6% of respondents were attending TAFE.

### My Current Study Situation:



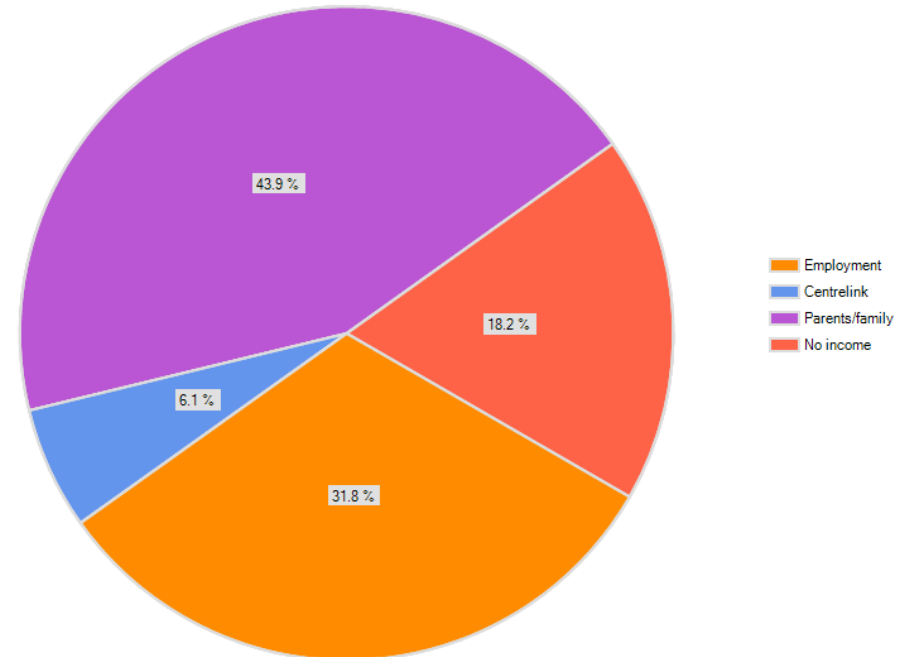
**My Current work:**



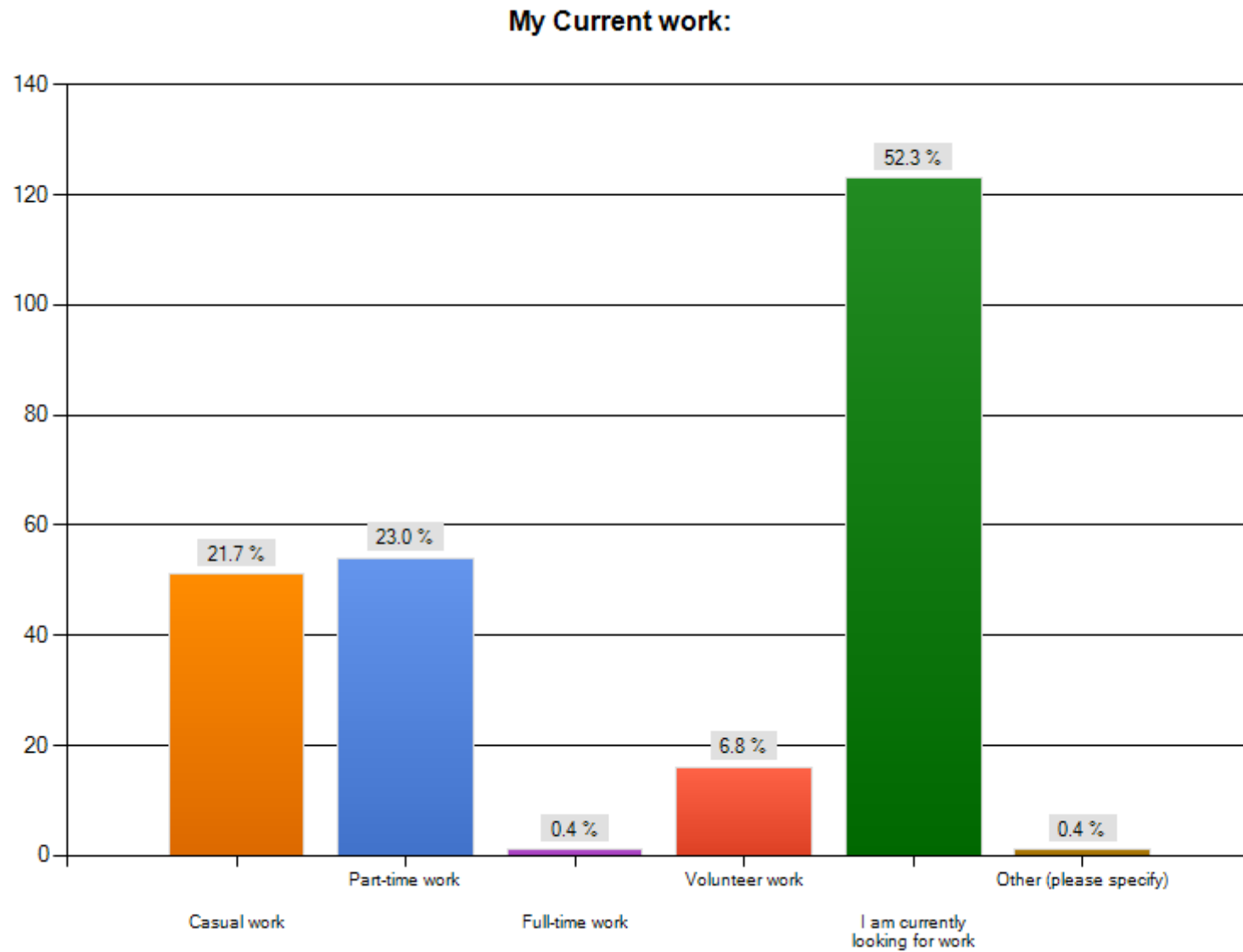
38.4% of respondents indicated that they were looking for work and a combined 60.7% were working in casual, part-time or full-time work.

43.9% of young people surveyed said their main income was from parents or family followed by 31.8% who said their income was from work. 18.2% said they had no income and 6.1% received their main income from Centrelink.

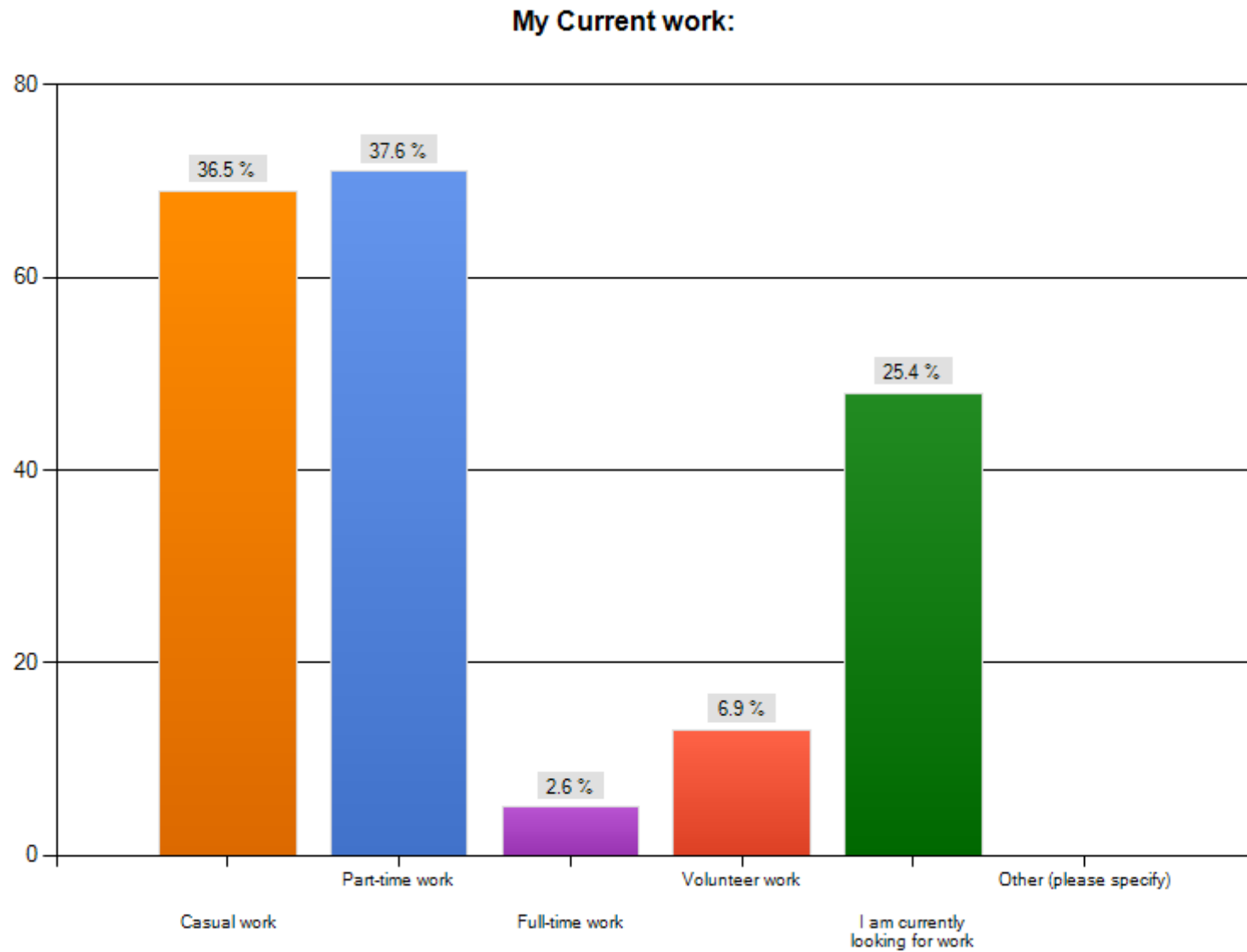
**What is your main source of income?**



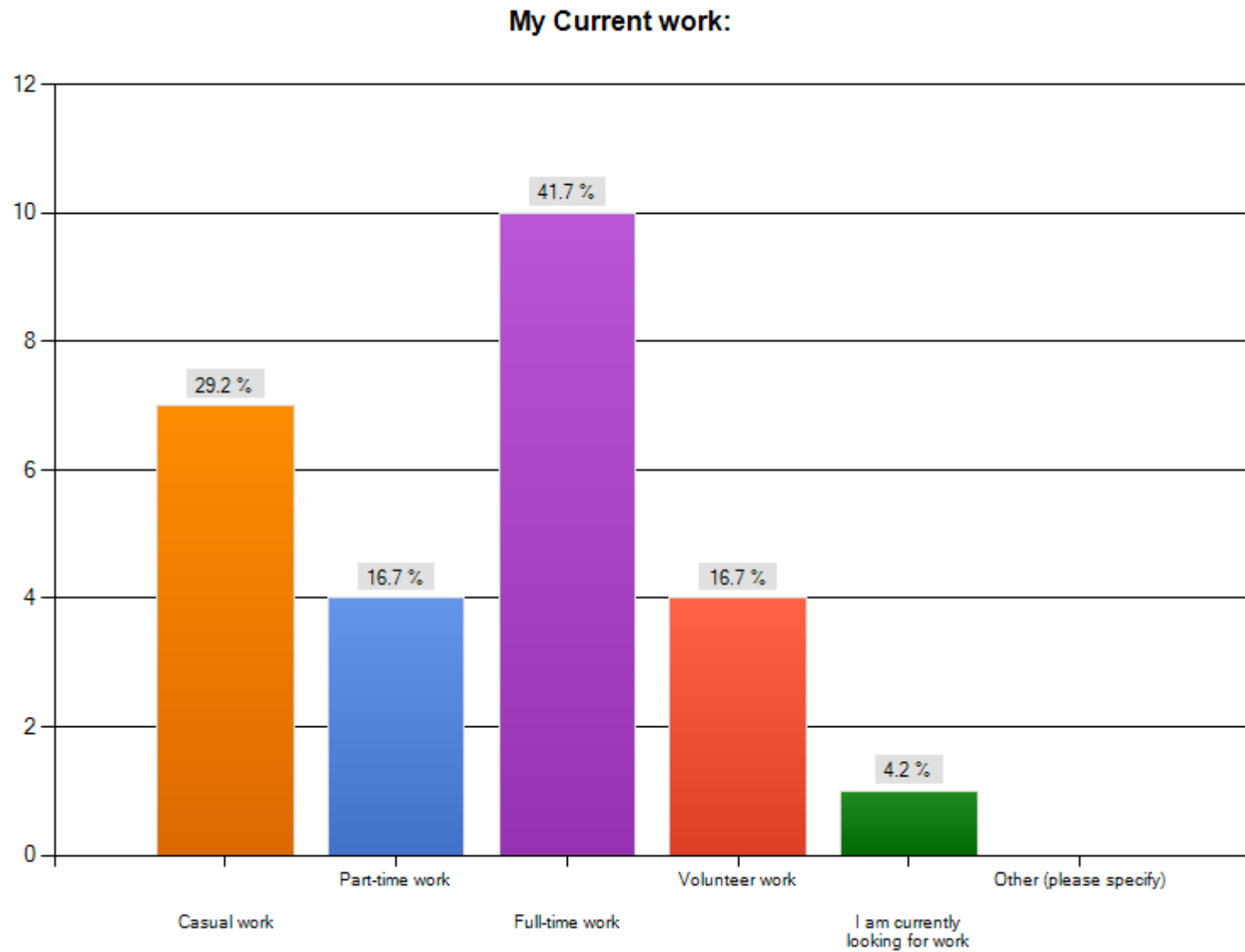
## My current work for 12-15 year old age group:



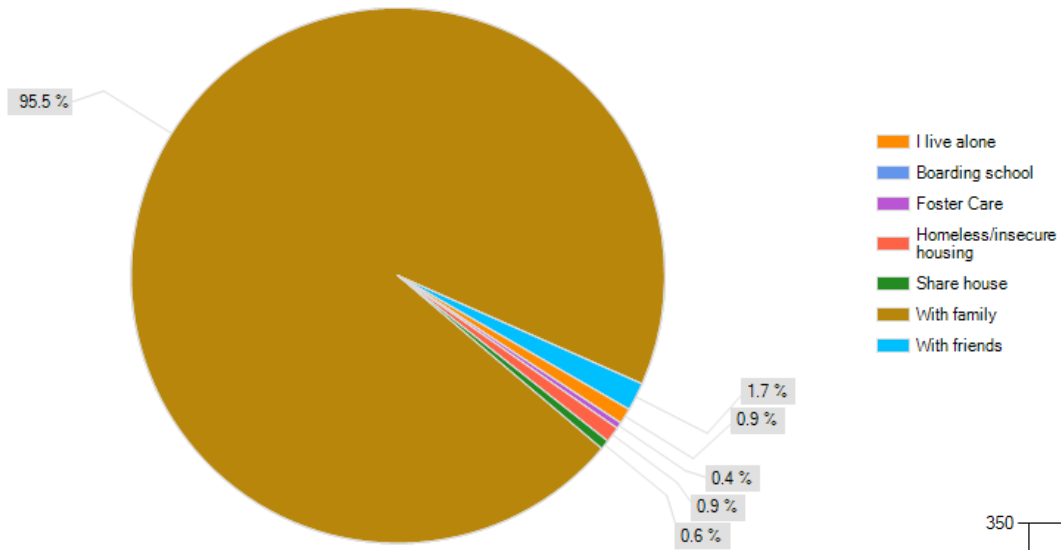
## My current work for 16-18 year old age group:



## My current work for 19-24 year old age group:



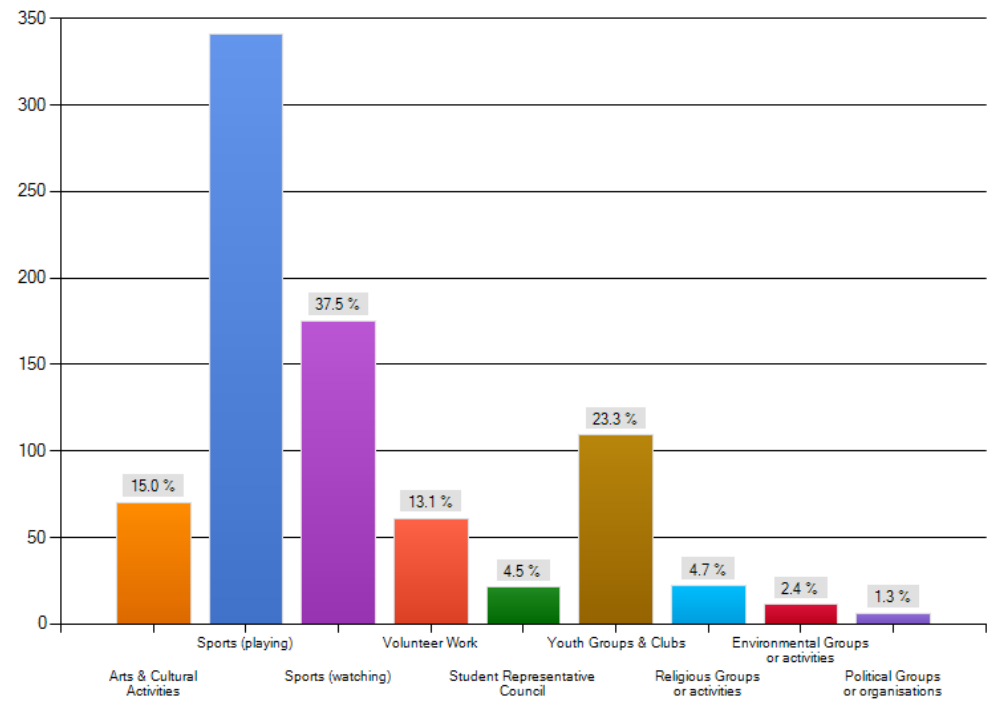
### What best describes your living situation?



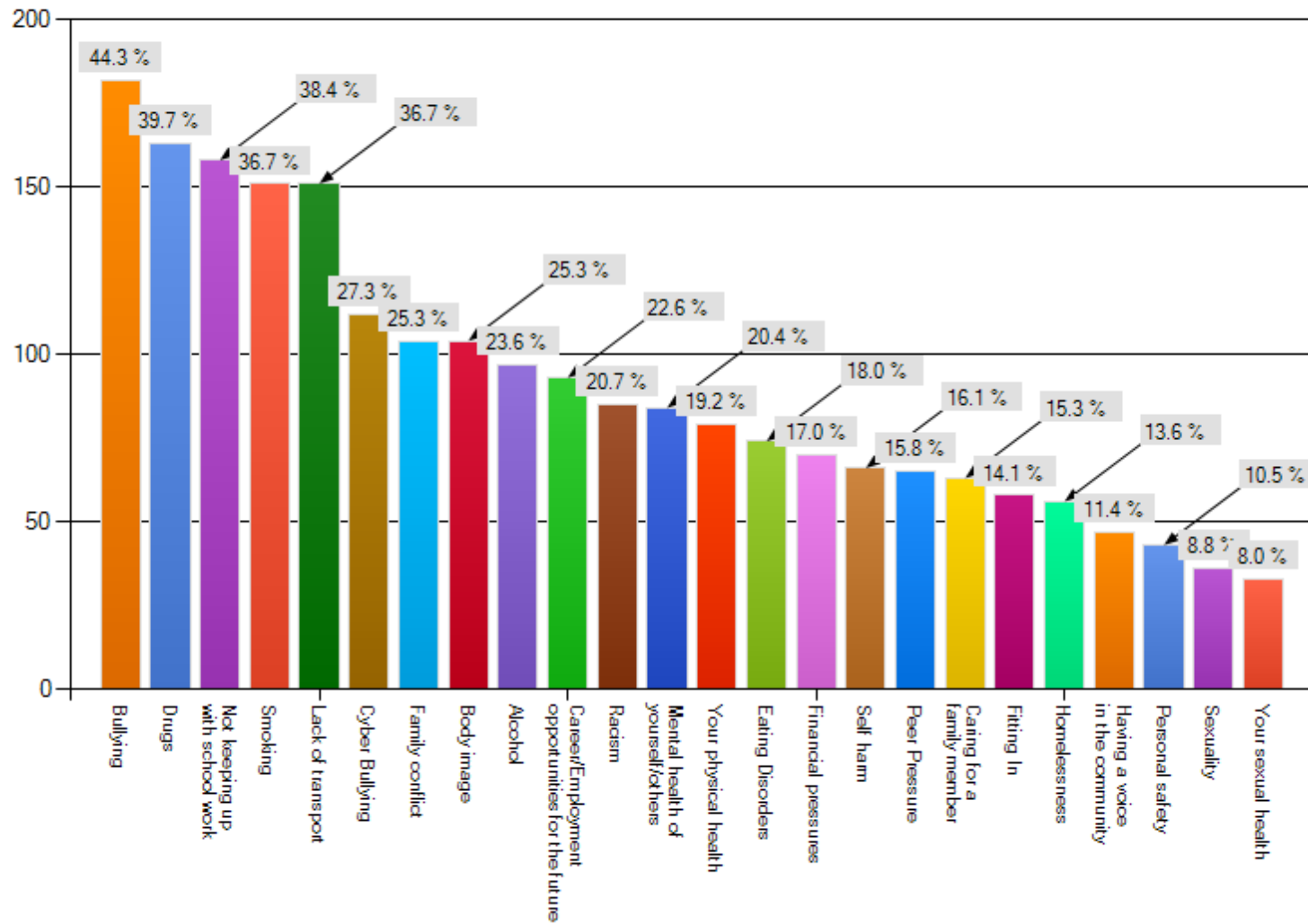
- I live alone
- Boarding school
- Foster Care
- Homeless/insecure housing
- Share house
- With family
- With friends

??

### What activities are you involved in?(You can tick more than one answer)



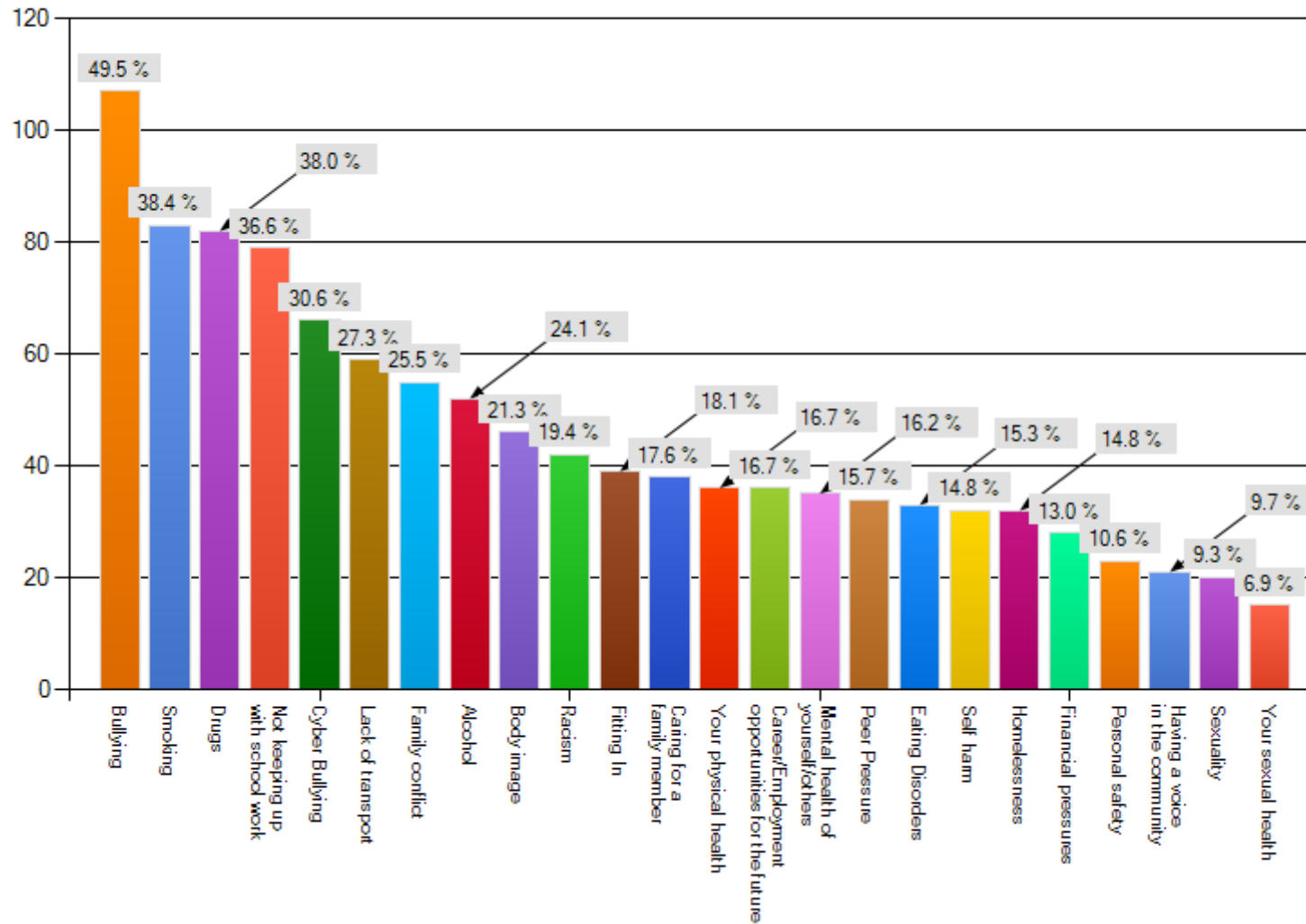
## What issues are of concern to you?(You can tick more than one answer)



The top five issues of concern for young people surveyed were: bullying (44.3%), drugs (39.7%), not keeping up with school work (38.4%), smoking (36.7%) and lack of transport (36.7%).

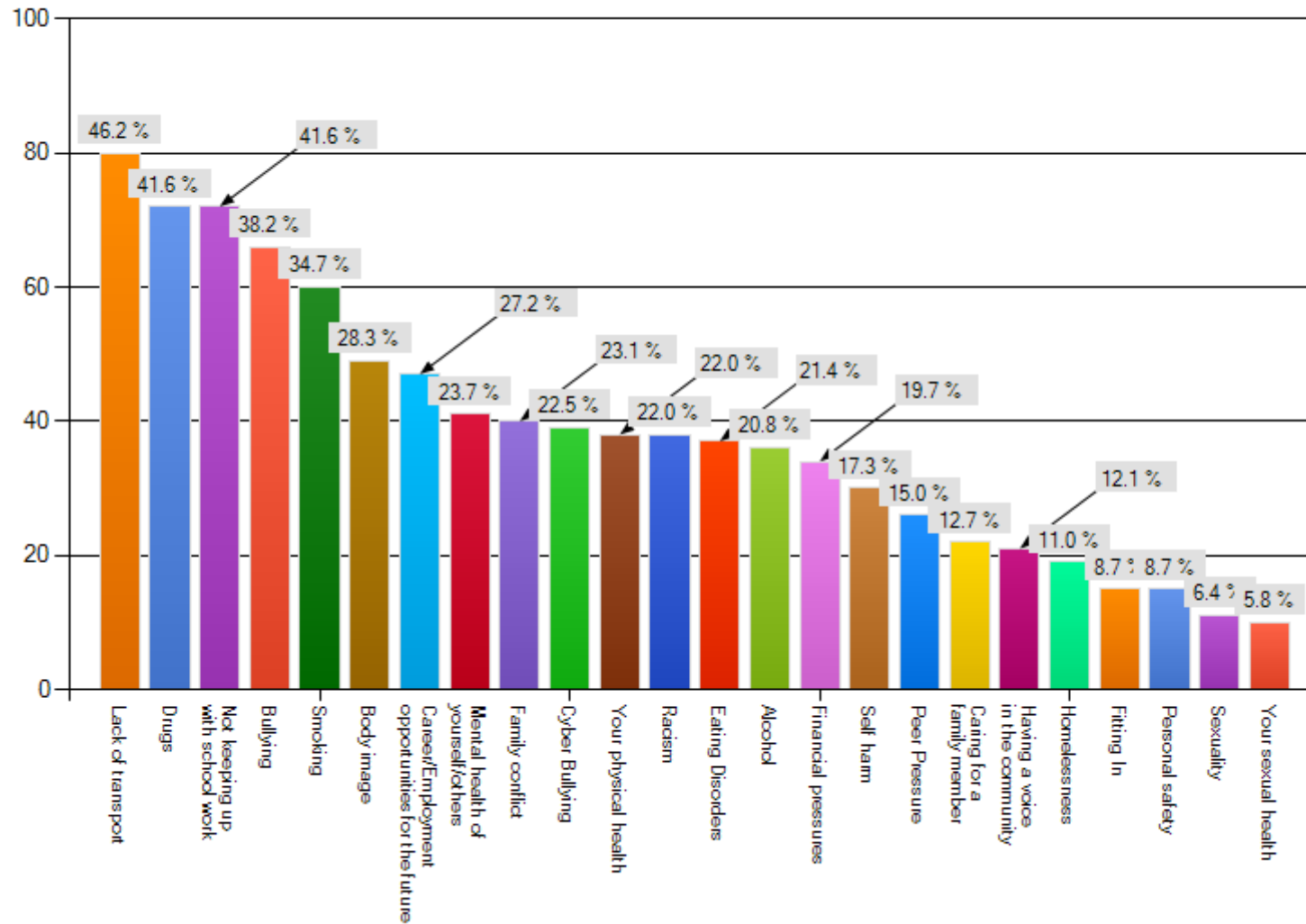
## Issues of concern for 12-15 year old age group:

What issues are of concern to you?(You can tick more than one answer)



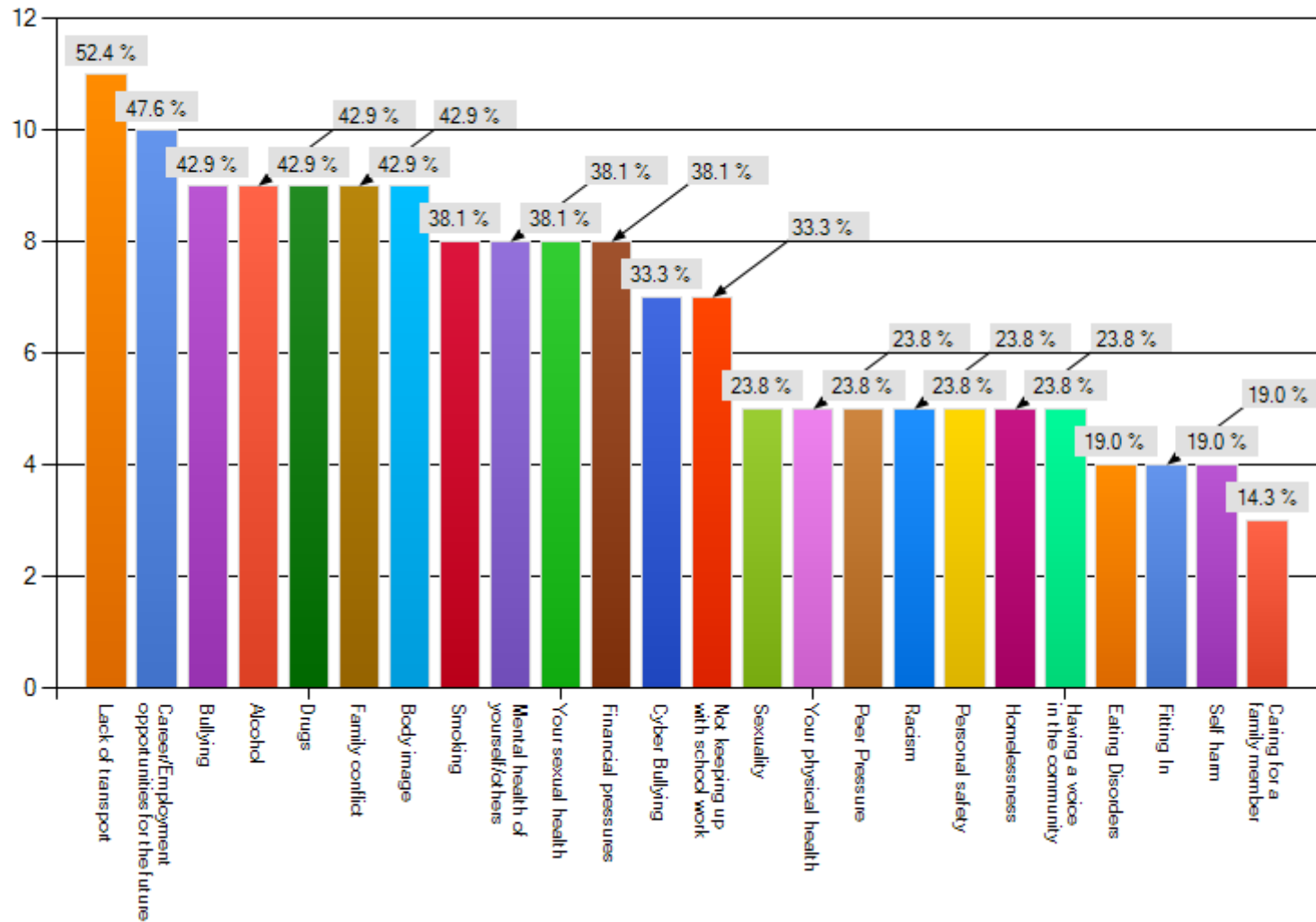
## Issues of concern for 16-18 year old age group:

What issues are of concern to you?(You can tick more than one answer)



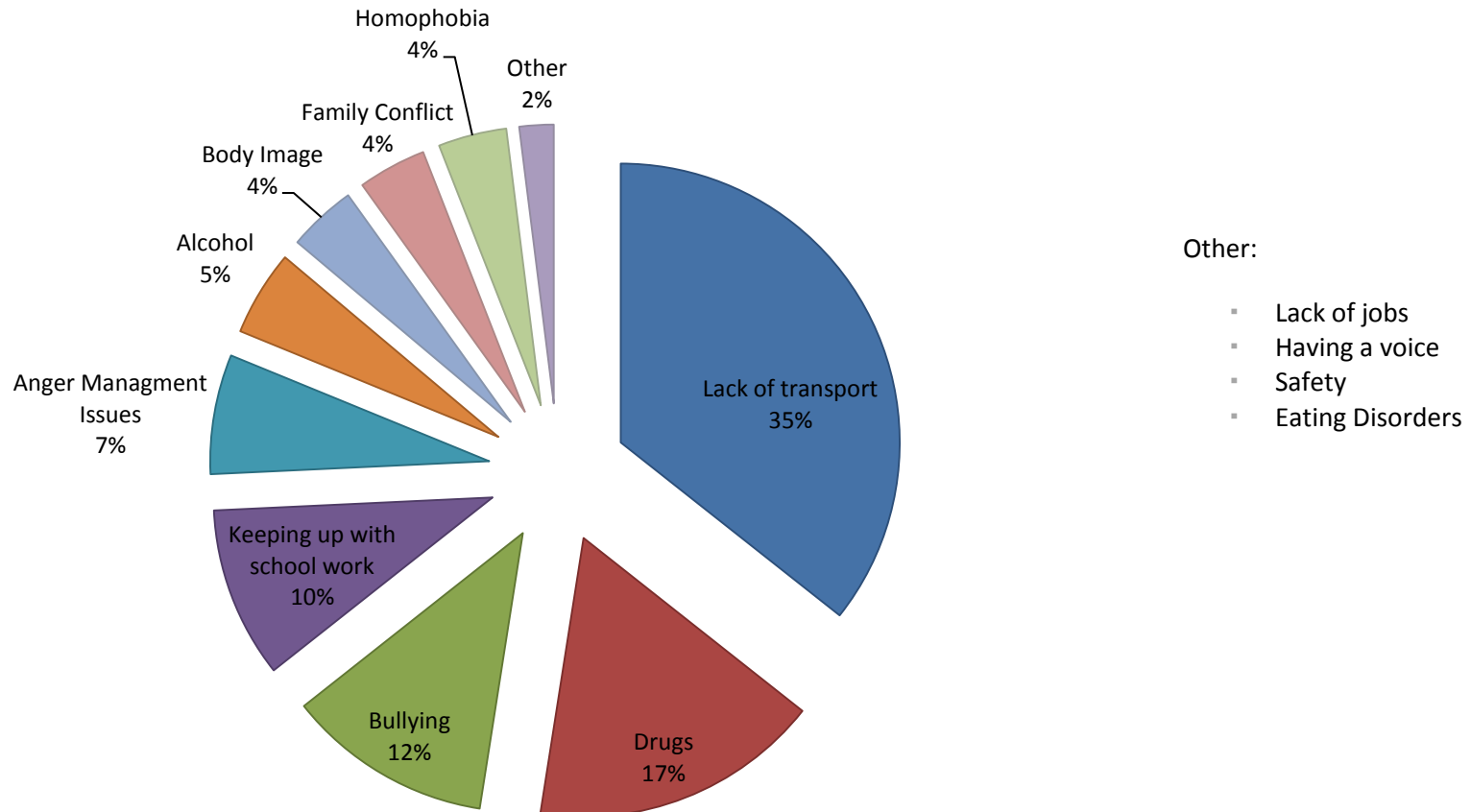
## Issues of concern for 19-24 year old age group:

What issues are of concern to you?(You can tick more than one answer)



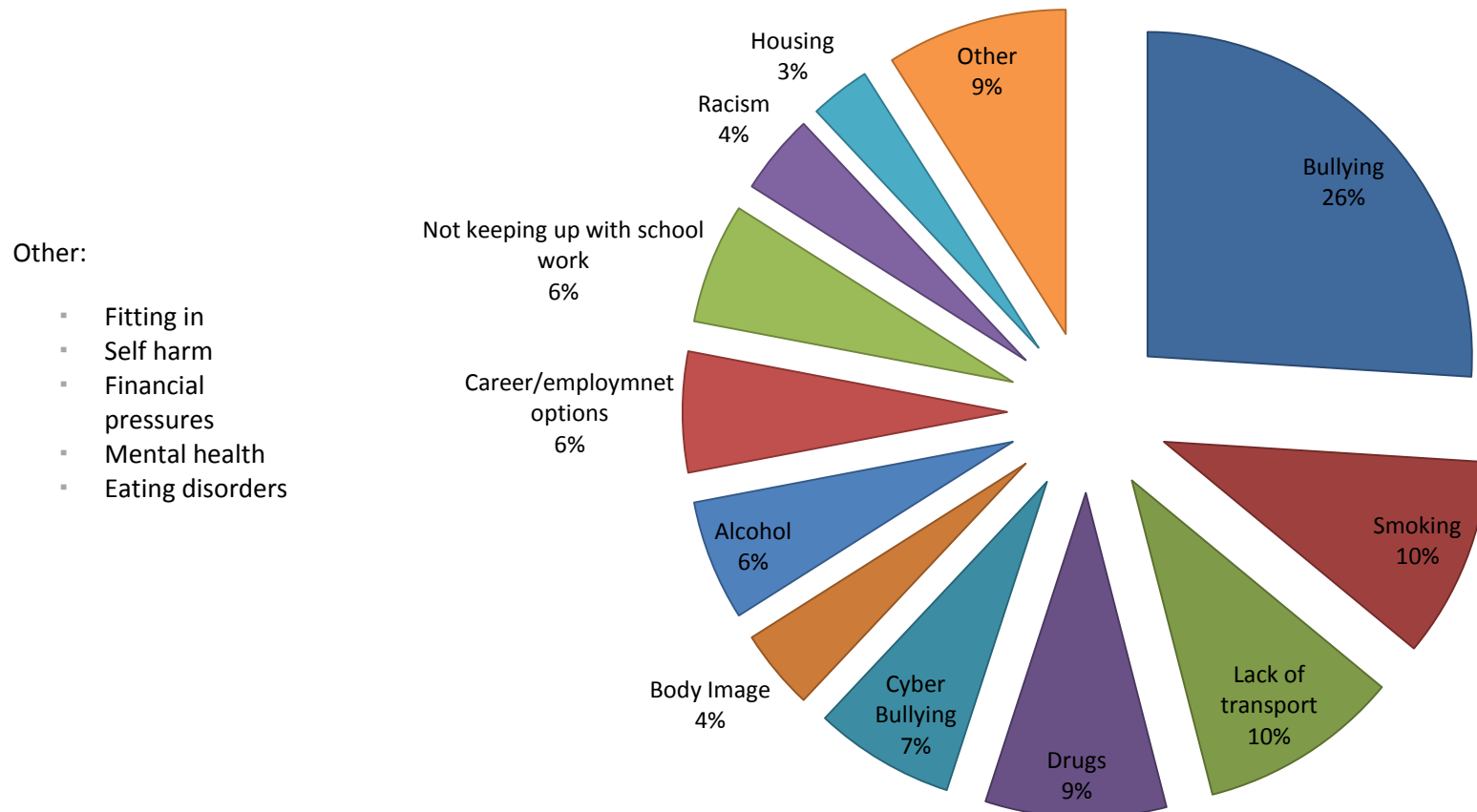
# What are you most concerned about & what do you think needs to be done about it?

## Kinglake Ranges Area



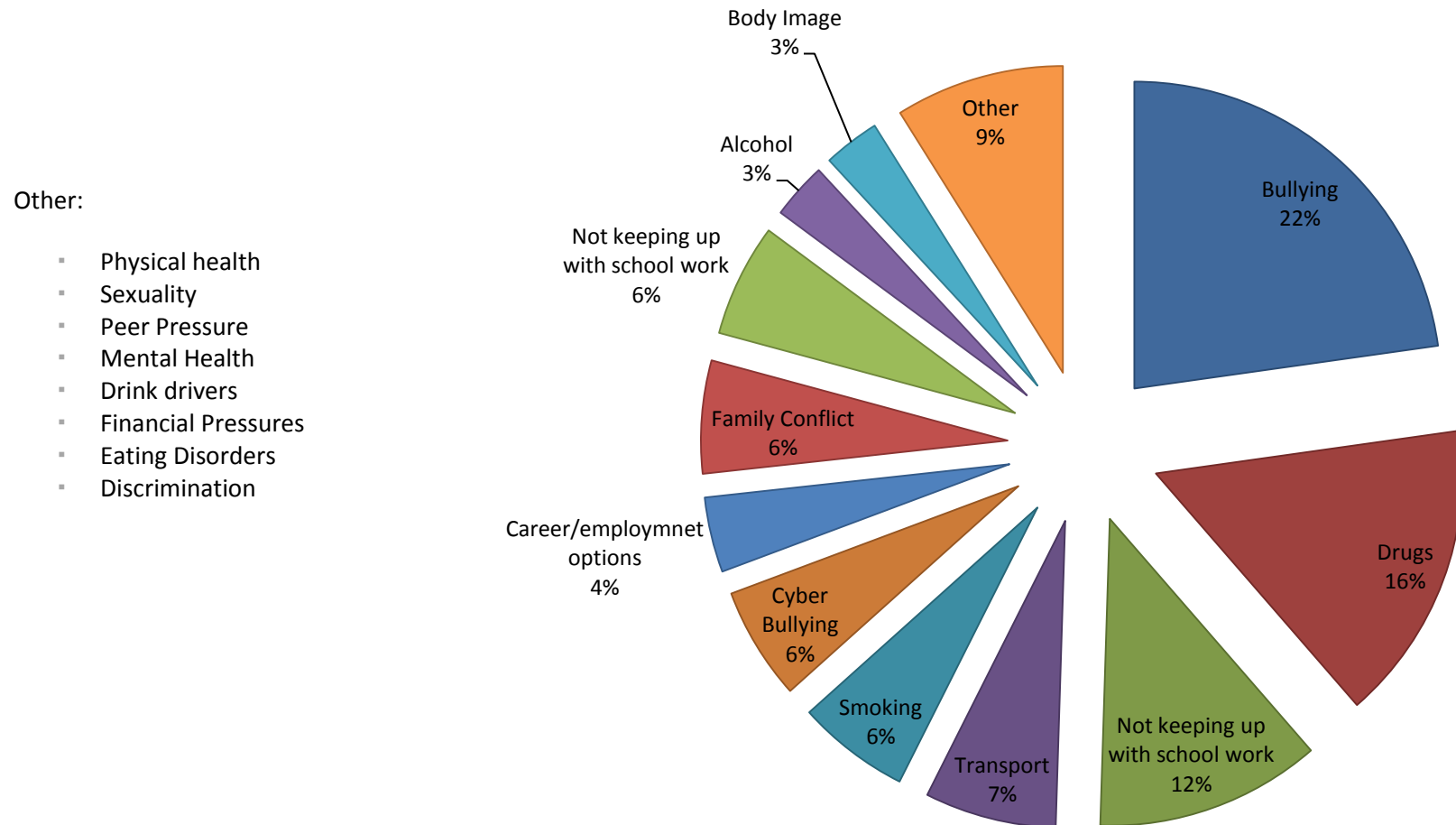
# What are you most concerned about & what do you think needs to be done about it?

Yea

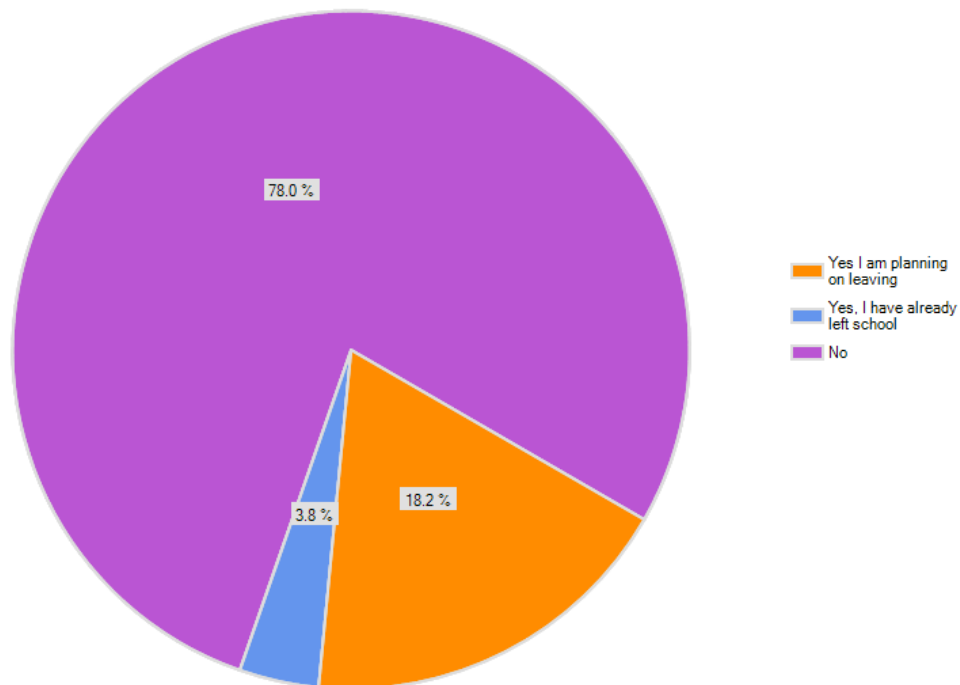


# What are you most concerned about & what do you think needs to be done about it?

## Alexandra

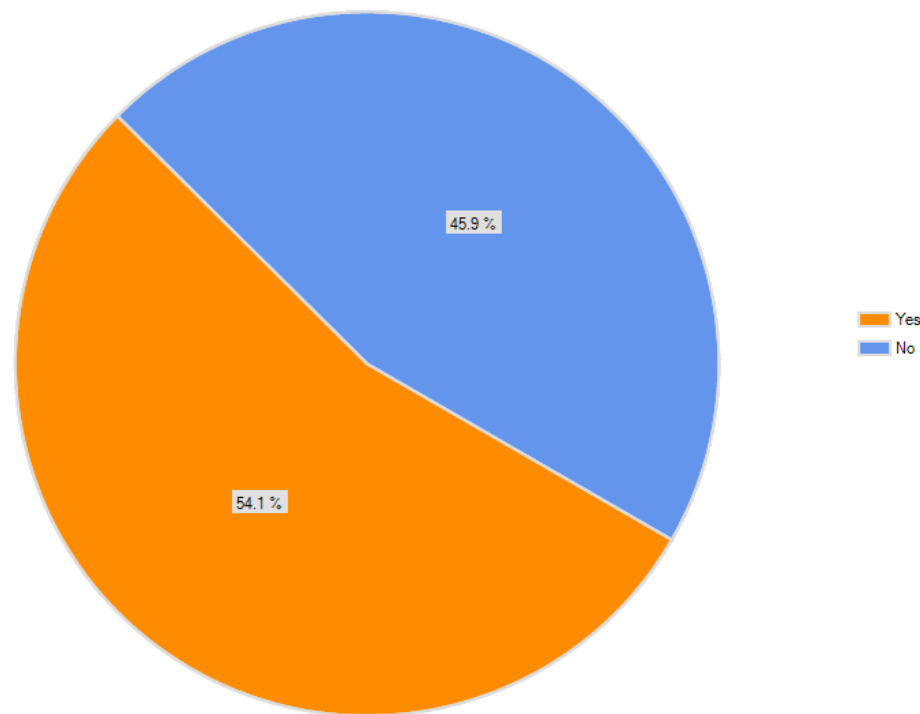


**Do you plan on leaving school (or have you already) prior to completing year 12?**



78% of young people said they had no plans of leaving school prior to completing Yr 12. 18.2% said they were planning on leaving school before Yr 12.

**Are you intending to leave the area?**

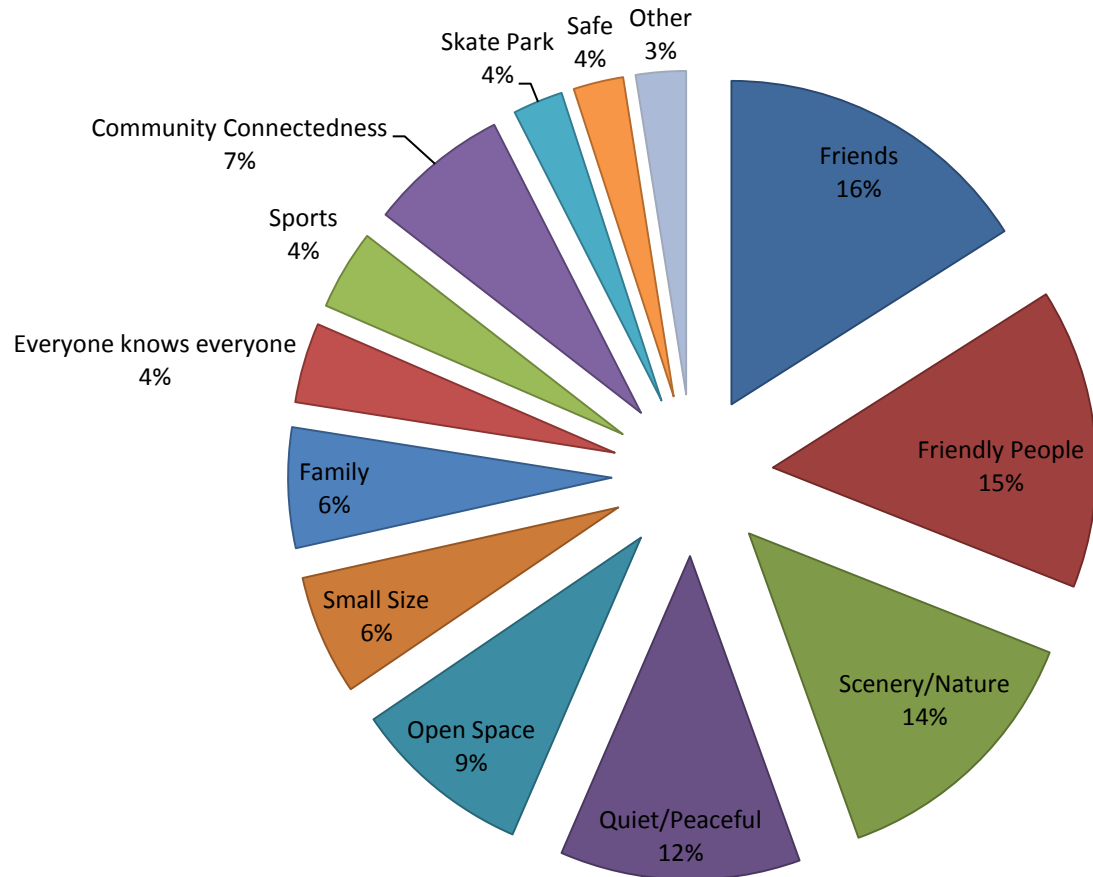


54.1% of young people who completed the youth survey indicated that they were intending to leave the area. A slightly lower amount of young people (45.9%) indicated that they were planning on staying in the area.

**If yes, what if anything would make you stay?**

- University close by (7)
- Family & Friends (14)
- Work opportunities (12)
- Nothing (18)
- More things to do (4)
- More Opportunities

# What do you like best about where you live?

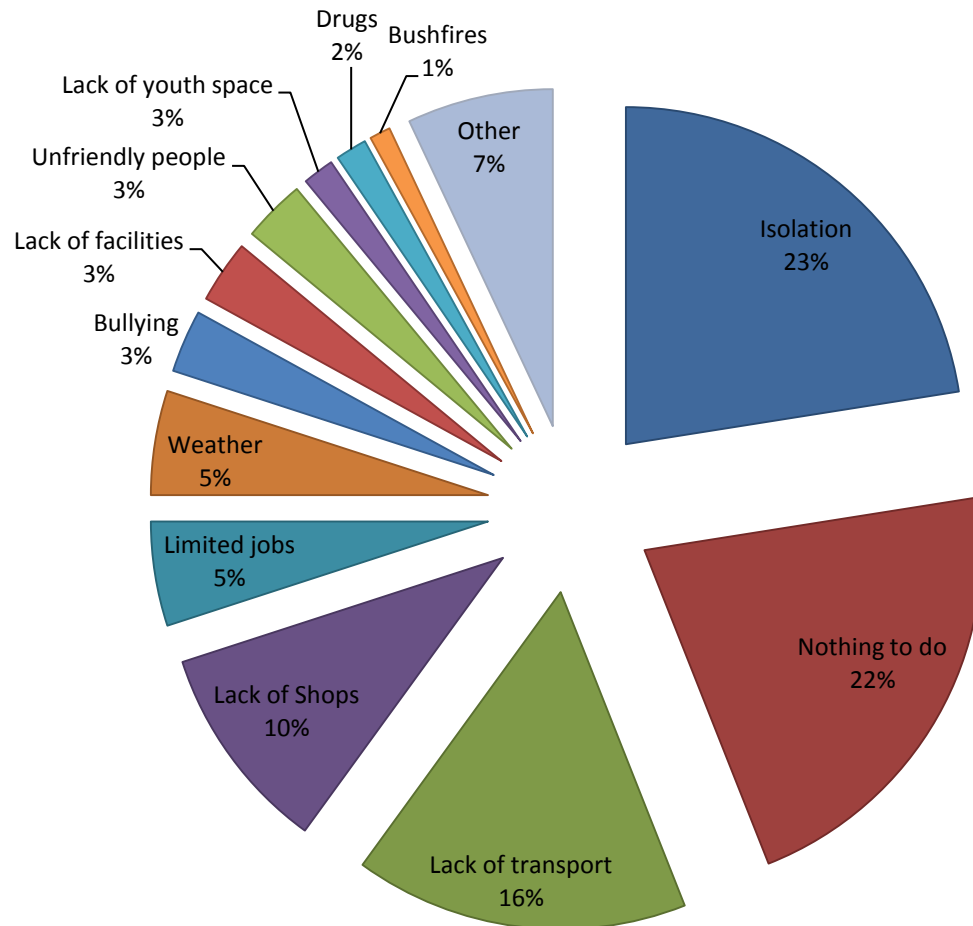


## Other:

- Facilities
- Transport
- Pub
- Shops
- Opportunities
- Activities

# What don't you like about where you live?

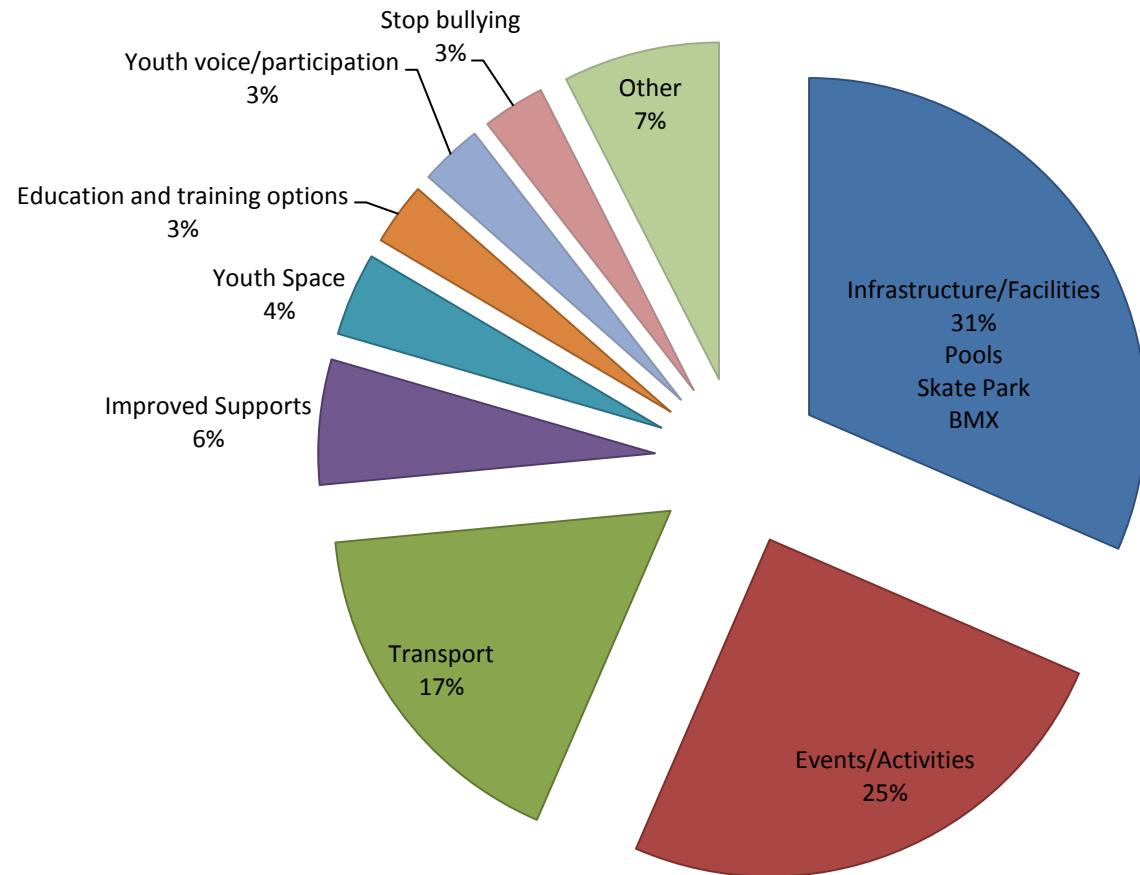
- Other:
- Estate developments
- Busy roads
- Lack of lighting
- Slow internet
- Racism
- Homelessness
- Drugs
- Lack of lighting
- Lack of cultural activities



# If you could do one thing to make a difference for young people where you live what would you do?

## Other:

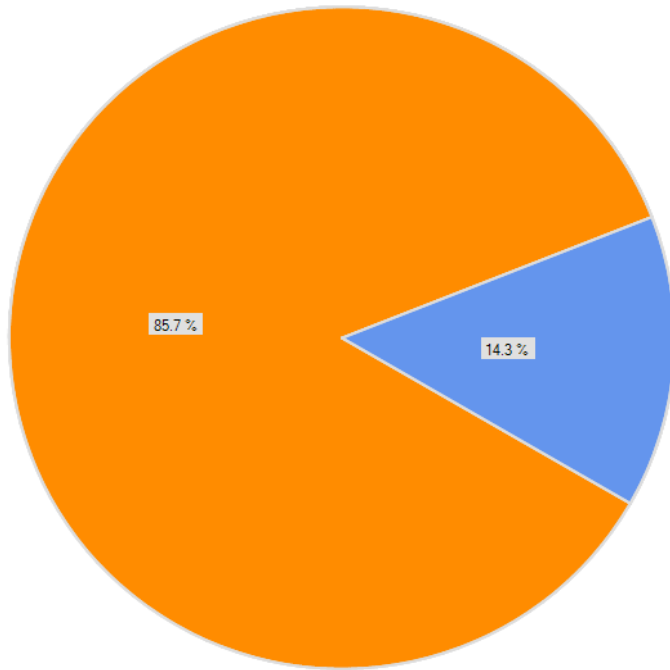
- Help with school
- Stop drugs
- Stop smoking
- More music
- Role models
- Safety
- More kids in sport
- Better police
- More resources



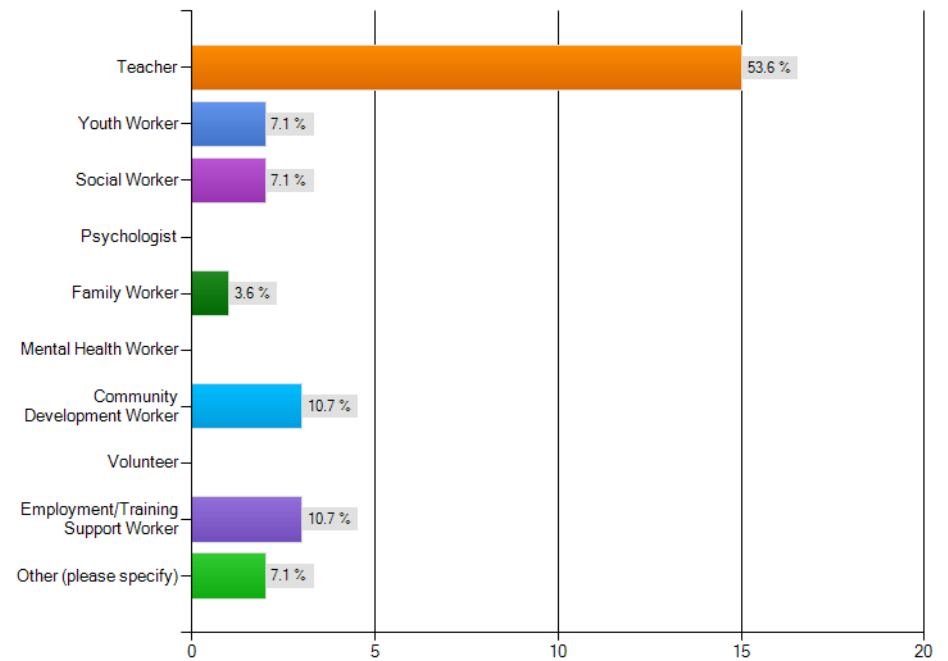
# Service Providers Survey

Twenty eight service providers filled in a survey sharing their thoughts and experiences regarding their work with young people across Murrindindi Shire Council.

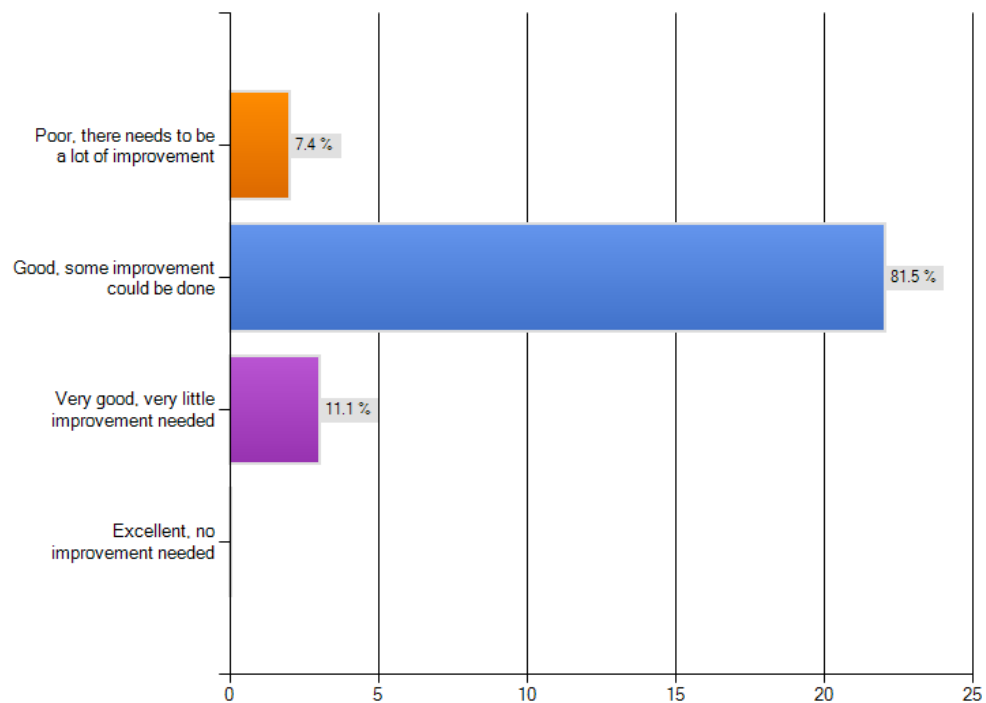
Do you work directly with young people?



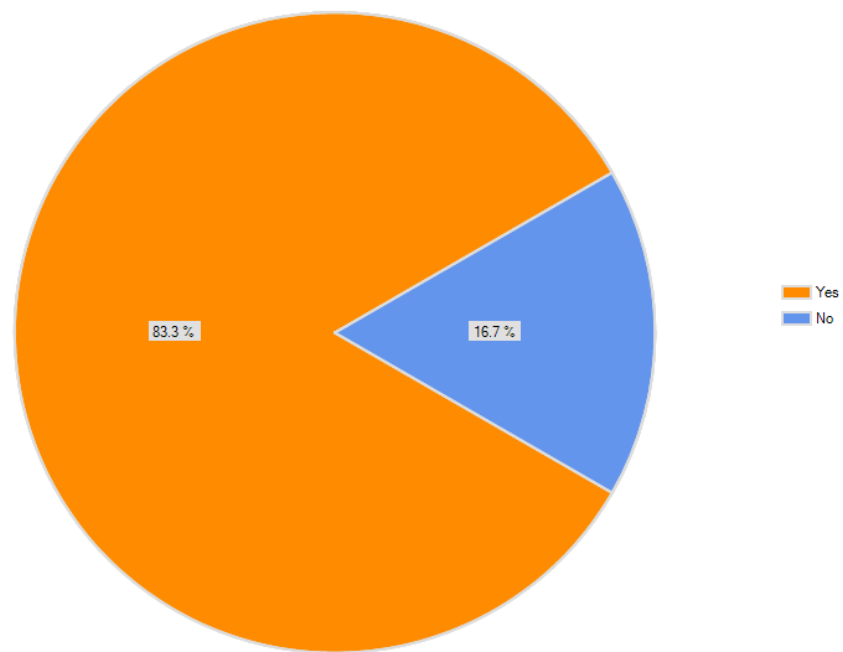
Your Profession



**What are your feelings about youth service provision in Murrindindi Shire right now?**



**Do you notice any gaps in service provision for young people?**



## What are the top three issues of concern that young people are presenting with (or that you notice in young people you work with)?

Mental Health Issues (3)	Drugs (4)	Alcohol (4)
Lack of activity other than sport	Family Issues (5)	Overuse of technology
Lack of things to do (8)	Bullying	Isolation (3)
Lack of Employment (5)	School Disengagement (3)	Transport (4)
Disengagement (3)	Lack of future planning/direction (4)	Cyber Bullying (3)
Homelessness (2)	Access to accredited training (3)	Anger (2)
Learning problems (2)	Family Violence	Lack of flexible learning options (2)
Life skills	Lack of respect for self and others	
"A lot suffer from mild depression kids experiencing problems at home because of parent's problems".		
"There is a lack of opportunity for training and a lack of transport to get to any training or work opportunities".		
"There is a lack of local alternative education/training options".		

## What is working well (across Murrindindi Shire) when supporting young people?

Freeza (3)	Library programs (3)	Skate parks (2)
School Nurse	Chaplains	Berry St Support Workers (3)
Council youth program (2)	Housing support	Financial support
Sports programs (2)	Pools	Music Initiatives
Service collaboration/networking (4)	Traineeships	Youth engagement (2)
Schools are doing a good job (2)	Schools and services working together (2)	
"Access to financial/emotional and housing support is great".		
"Generalist service providers are flexible in accepting referrals".		
"Programs are well supported by young people". Traineeships are well supported		
"Experienced case managers that live in the area that can relate to local issues".		
"There are some great networks that take place".		
"Schools are embracing new initiatives and engaging students in a way that promotes positive outcomes both emotionally and intellectually".		

## What isn't working well with the way young people are supported across the Murrindindi Shire?

Poor access and upkeep of Sporting facilities (2)	No indoor heated pool (2)	Access to welfare services
Access to medical services (2)	Employment opportunities	Use of community facilities

Mentoring young people  
Duplication of services  
Locally available accredited training (2)  
Activities in the evening (2)

Dependence on youth allowance  
Access to specialist services  
Dental care

Isolation (2)  
Transport (2)  
Too many visiting services

“There is a lack of year round facilities to use e.g. heated pool”.

“Large RTO's who are inflexible in their delivery of training programs”.

“Services are either visiting services (from Whittlesea, Seymour, Benalla etc) or located in Alexandra. Access to these services is very difficult for many young people, and often they do not know where to go to see people or who in fact is in the area for them to see”.

“Collaborative partnerships need to be much stronger”.

“We need to mobilise parents and community”.

“We need a shared vision to support successful programs and regular youth consultation”.

### **If you could improve the way that services support young people what would you do?**

Increase employment opportunities  
More sports and recreation facilities  
More alcohol free activities  
Improved transport (2)  
Stronger partnerships

Parent engagement  
Increase leadership activities (2)  
Extra counselling in schools  
More services based in the Shire  
Shared vision and purpose

Involve youth in decision making (2)  
Better out of school hours servicing  
Better ongoing funding (2)  
Early intervention programs

“We need to make parents more accountable”.

“We need to involve youth in decision making”.

“Better funding for Alexandra Secondary College Build a new school”.

“I would like to see improved public transport that links with education and employment”

“Further integration of services from agencies and groups in the lower Hume region”.

“We need community buses that run in and out of places like Seymour that young people can access to get to appointments with service providers and education”.

“A committed vision that everyone is working towards together”.

### **What would you like to see happen to make Murrindindi Shire Council a better place to live for young people?**

Improved public transport (2)  
Youth Forums  
Increased entertainment/activities (2)  
Improved transport (2)  
Employment Opportunities

Improved community facilities (3)  
Cultural activities  
Youth Space (3)  
Young people involved in decision making (4)  
Broader opportunities for young people (2)

Heated Pool (2)  
Youth services hub  
Youth programs (2)  
Better access to services (2)  
Better use of technology

“I would like to see effective and active policing of alcohol and underage drinking”.

“More business school partnerships with Councillors involved in schools”.

“I would like to see small business support for young people”.

“Develop the community centre in Yea as a fully functioning recreational hub”.

“I would like a Services Hub - Somewhere where visiting services are able to work from. This will allow easier service access (everyone in one place), and better collaboration between services”.

“We need to be more engaging with young people”.

### **Question 7**

#### **What would you like to see happen to make Murrindindi Shire Council a better place to live for young people?**

Improved youth engagement/participation (4)

More job/career opportunities (4)

Improved transport (3)

More training options for young people (2)

More arts & culture programs

More research

More interactive activities

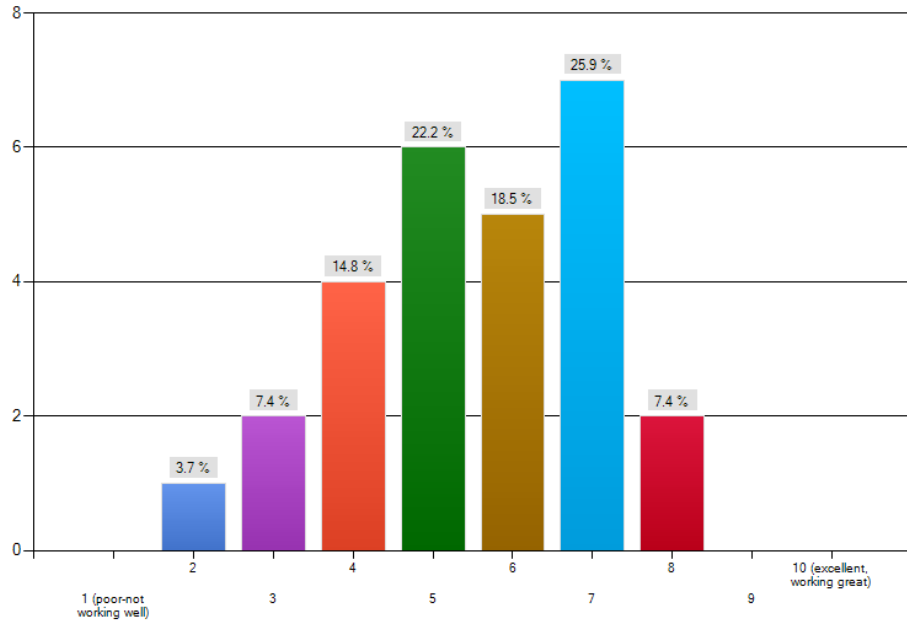
Youth services hub

Shire based alternative education (not Seymour)

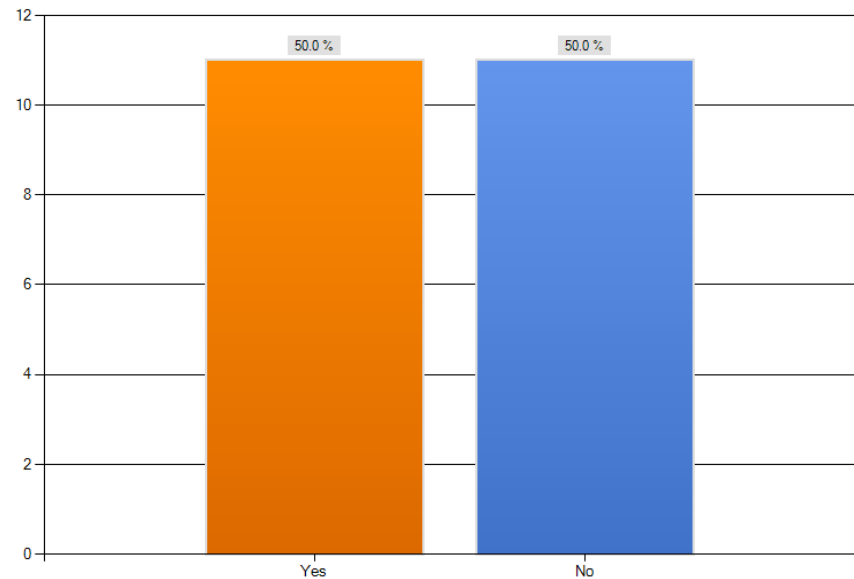
Increased access to services

“I would like to see increased access to services e.g. longer operating hrs for libraries, gym, and leisure centre”.

From 1-10 how would you rate the effectiveness of how the service sector supports young people across the Murrindindi Shire (consider schools, employment & welfare services).



Will reduced funding from VBAF impact on your organisations ability to support young people across the Murrindindi Shire?



## Murrindindi Shire Community Group Focus

### Group Responses:

(31 community group representatives in total. Focus groups held in Yea, Kinglake, Alexandra & Marysville)

#### Question 1

What are your feelings about how young people are supported in Murrindindi Shire right now?

Not well supported (10)	More can be done to support 16-25 year olds (2)	Tokenistic involvement from the Shire (3)
Well supported by organised groups (6)	Youth are disengaged with little to do (2)	Young people are left to their own devices

Poor youth participation (3)	It's ok	Limited social & religious activities
Lack of activities (5)	Need more funding	Lack of support to coordinate activities

Not enough adult volunteers	Not enough cultural activities
-----------------------------	--------------------------------

"I feel that some young people may not be given enough empathy for their situation, especially post-fire".

"Young people aged sixteen and over are harder to engage".

"A lot of activities exist but they are driven by a few leaders/motivators/organisers".

"Young people are supported well at school; non-schoolers are not supported".

"Support at this stage for youth has up until now been provided by community members".

## Question 2

### What are the top three issues of concern that you notice with young people?

Boredom (12)	Lack of employment /career opportunities (6)	Grief
Drugs (5)	Anger	Lack of parental supervision/involvement (5)
Isolation (4)	Lack of 'youth space' (5)	Lack of support for young people's ideas
Transport (8)	Lack of activities/entertainment (10)	Alcohol (6)
Welfare issues	Language	Youth on the streets at night (4)
Bullying	School studies	Lack of spiritual input
Lack of respect	Lack of participation (by youth) (3)	Youth are leaving the area
Health issues	Vandalism	Lack of training/education opportunities (2)
Family Violence	Lack of direction (4)	Risk taking behaviors
Violence		

"There are lots of kids on the street at night".

"There is a need for more formal activities".

## Question 4

### What are we doing well when supporting young people?

Youth Groups (6)	FREEZA (4)	Activities/events for youth (4)
School based programs (2)	Dindi-Fest (2)	Sports (13)
Camps	Providing job options	Alexandra Library (3)
Arts & Cultural activities (3)	Scouts/Cubs (4)	Skate parks (2)

Using technology	Working with services & parents	Youth workers (2)
Supportive parents/adults (3)	Training and education	Youth participation & voice (2)
Bike path	Youth Space	Neighbourhood house (2)

“The youth survey giving them a voice”.

“Social attitude to young people seem positive”.

“I think we offer a lot for the 12-18 year olds”.

### Question 5

#### What isn't working well with the way we support young people?

Lack of holistic support (2)	Not enough for 18-25's to engage in (4)	Youth are difficult to engage in activities (4)
Lack of structured/organised activities	Lack of arts & cultural activities (2)	Lack of emotional support
Poor transport (5)	Lack of employment /career opportunities (5)	Lack of Youth Space (4)
Lack of parental support/engagement (3)	Not using social media/technology well (2)	Insufficient adult leadership (3)
Making assumptions re: young people's needs/wants (2)	Youth Participation (5)	Lack of funding for youth (3)
Youth are seen as a 'problem'	Communication (2)	Support for early school leavers
Few night time activities	School/library connections	Relationship with Murrindindi Council (3)
No High school in Kinglake	Lack of training/education options	Support for 'vulnerable' young people (2)
Lack of community facilities		

“Other than the sporting clubs I can't think of where 18-25 year olds are catered for”.

“There are no jobs in the local area that would encourage young people to stay”.

“We are not using social media well”.

“Too much is left to too few”.

“There is no provision of Youth Workers across the Shire, very Alexandra focussed”.

### Question 6

#### What would you like to see happen to make Murrindindi Shire Council a better place to live for young people?

More opportunities	More town pride	More use of sporting facilities
New career/employment opportunities (4)	Youth Space (10)	Arts policy
Community capacity building(3)	More youth activities (12)	Improved public transport (6)
Youth leadership (3)	Connect youth across the Shire	Improved youth engagement/participation (2)
Support adult leadership	More funding for youth programs (4)	Youth workers in each community (2)
Mentoring programs (2)	Work experience	Better support for vulnerable young people (1)
More training/education options for young people (2)	Activities for 18+	Cross sectoral partnerships (2)
High school in Kinglake (5)	Drug & alcohol education	Youth Mag
Strengthened relationship with Council (2)		

“Provision of arts precincts where workshops, exhibitions and performances could happen”.

“I would like to see supervised bus trips occurring”.

“Young people need a space for themselves”.

“We need a better working relationship between Council, businesses and the Economic Development Department to create more employment for young people”.

“I would like to see youth workers in each community working from schools and supporting youth activities”.

“I would like to see the Shire taking a lead in advocating on behalf of youth for a range of services”.

### Question 6

#### If you could improve the way that young people are supported what would you do?

Improve transport (4)	Offer family activities	Wider variety of activities/entertainment (5)
Provide Youth Space (4)	Model leadership	Advocate for youth ideas (3)
Improve youth voice & participation (7)	Inclusion of young people with a disability	Develop centres of sporting excellence
Re-introduce ‘tech school’ approach	More attention to self-esteem & mental health needs of young people	Increase funding for youth programs (2)
Improve parental engagement(3)	Mentoring (2)	More accredited training options
Arts & Cultural activities (2)	Recognise youth achievements	Improved communication

“Give young people a chance to work on a project in the town”.

“We need easy access to TAFE learning centres”.

## Murrindindi Shire Youth Service Provider Focus Group Responses:

(12 service provider representatives in total. Focus groups held in Yea)

### Question 1

#### What are your feelings about how young people are supported in Murrindindi Shire right now?

Uncoordinated/Unorganised (4)	Imbalance in servicing for some areas (3)	Good partnerships in the Shire
Sporadic	Difficult to access specialist services e.g. mental health/housing	Good collaboration
Well resourced since the fires	Lack of awareness of what services are available (2)	Duplication

Limited number of places available for programs/opportunities

“There is an imbalance in servicing for some areas; some places are serviced more than others”.

“There are some good partnerships happening in the Shire”.

### Question 2

#### What are the top three issues of concern that you notice with young people?

School Disengagement (7)	Transport (4)	Lack of employment opportunities (4)
Geographical isolation (3)	Education-lack of alternative options (2)	Mental Health (2)
Family Issues (2)	Drugs (2)	Low self esteem (2)
Relationships (2)	Risk taking behaviour	Social Isolation
Fatigue-bushfire recovery	Lack of pathways	Lack of resources
Generational poverty	Literacy	Lack of life skills
Housing/Homelessness	Unrealistic expectations	

“A lot suffer from mild depression; kids are experiencing problems at home because of parent’s problems”.  
 “There is a lack of opportunity for training and a lack of transport to get to any training or work opportunities”.  
 “There is a lack of local alternative education/training options”.

**Question 3**

**What major gaps in service provision do you notice?**

Transition from school to RTO’s/work (2)	Mental Health (2)	Lack of longer term funding for sustainable support
Lack of collaboration	Housing	Local access to training & education options
Lack of Holistic approach towards supporting young people	Many visiting services	Information for young people on what happens if they drop out of school
Lack of ‘life mentors’	Not training parents	

“There is a lack of youth workers”.  
 “There is a lack of Specialist Mental Health services and programs for young people who don't attend school”.

**Question 4**

**Will reduced funding from VBAF, impact on your organisations ability to support young people across Murrindindi Shire?**

**Yes (3)**  
**NO (6)**  
**Unsure (2)**

“Currently 1.7 EFT, post Dec 2011 becomes .4 EFT”.

“Youth Worker Team could potentially reduce from 3 staff to .6 EFT”.

“Yes, all services will cease, we’ll need to seek alternative funding”.

### Question 5

#### What are we doing well when supporting young people?

Youth Participation/Engagement of young people (6)	Networking/Information sharing (2)	Good variety of services/resources (5)
Case Management	Training for staff	Skate park
Creativity	Collaboration	Dual servicing
Freeza	Specialised support	

“There is good networking and information sharing between service providers”.

“We are listening and responding to young people”.

### Question 6

#### What isn’t working well with the way we support young people?

Having a shared vision (2)	Understanding the schools needs	Duplication
Information sharing between services	Youth Engagement/Participation (3)	Lack of service coordination
Access to specialist services are limited	Servicing isolated young people and their families	Visiting service support
Transport-access to learning & earning is challenging	Fitting support around youth timetable, culture & desires	Employment for young people

“We don’t have a shared vision to work towards with young people”.

“There is a lack of knowledge about what other services are doing”.

“Communication processes between schools, parents, agencies & RTO’s aren’t working as well as they could”.

### Question 7

**What would you like to see happen to make Murrindindi Shire Council a better place to live for young people?**

Improved youth engagement/participation (4)      More job/career opportunities (4)      Improved transport (3)

More training options for young people (2)

More arts & culture programs

More research

More interactive activities

Youth services hub

Shire based alternative education (not Seymour)

Increased access to services

“I would like to see increased access to services e.g. longer operating hrs for libraries, gym, and leisure centre”.

### Question 8

**If you could improve the way that services support young people what would you do?**

More leadership programs for young people (2)

Peer led support (2)

Pooled resources

Strong partnerships

Shared vision

Increase yr 12 or equivalent

Better transport

Collaborative services approach (3)

Advocate for young people

More specialised services

Improved use of technology

More resources for youth

Better information sharing between services

“I would like to see a hub at Yea High School”.

“More leadership opportunities for young people”.



**MURRINDINDI  
SHIRE COUNCIL**

## **YOUTH STRATEGY CONSULTATION PLAN:**

***Project Aim:** Develop a strategic plan including implementation strategy for Murrindindi Shire Council, young people, stakeholders and community*

***Purpose:** The strategic document will provide a framework for Council to facilitate, deliver and support the key priorities highlighted from the consultation.*

**Murrindindi Shire Council Youth Strategy  
Community Consultation Framework & Rationale  
Phase 1: Initial Strategy Development**

**The identification of Youth issues, circumstances, conditions, strengths, assets and needs.**

<b>Target Group</b>	<b>#</b>	<b>Target Detail</b>	<b>Tool</b>	<b>Event / Location</b>	<b>Rationale</b>	<b>Strengths</b>	<b>Limitations</b>	<b>Comments / Details</b>
<b>Y o u t h I n H i g h S c h o o l ( a g e s 1 2 - 1 8 )</b>	1	<b>High School Years</b>	Youth Survey	<ul style="list-style-type: none"> <li>➤ Yea High School</li> <li>➤ Alexandra Secondary College</li> <li>➤ Whittlesea High School</li> <li>➤ Diamond Creek High School</li> <li>➤ St.Mary's P-10 School</li> <li>➤ Seymour High School</li> </ul> <p align="center">** Yea, Alexandra &amp; Whittlesea are thought to have the largest number of young people from Murrindindi Shire enrolled</p>	Most efficient approach to allowing a large and diverse group of young people across the municipality to contribute their ideas to the Youth Strategy.	Ensures all young people in school are given the opportunity to contribute to the development of the Youth Strategy	Surveys typically have a low response rate, slow turnaround, coding response error and misinterpretation	<p>Important means of ensuring community consultation process is open and thorough</p> <p>Survey Monkey to support process, could decrease errors.</p> <p>Work with schools so that surveys can be administered during school hrs.</p>

Target Group	#	Target Detail	Tool	Event / Location	Rationale	Strengths	Limitations	Comments / Details
Y o u t h  a g e d  1 8 - 2 5	2	<b>TAFE</b>  Youth attending TAFE aged 15-25	Youth Survey	GO TAFE (Seymour)  Healesville Living & Learning Centre	Most efficient approach to allowing a large and diverse group of young people across the municipality to contribute their ideas to the Youth Strategy.	Ensures all young people attending TAFE are given the opportunity to contribute to the development of the Murrindindi Youth Strategy	Surveys typically have a low response rate, slow turnaround, coding response error and misinterpretation	Work with disability support worker to ensure engagement of diverse groups of students.
	3	<b>Youth Groups</b>	Youth Survey Focus Groups	Kinglake Marysville Flowerdale Toolangi	Most efficient approach to allowing a large and diverse group of young people across the municipality to contribute their ideas to the Murrindindi Youth Strategy.	Ensures a range of 18-25 year olds are given the chance to contribute to the Youth Strategy.	Surveys typically have a low response rate, slow turnaround, coding response error and misinterpretation	
	4	<b>FACEBOOK Promotion</b>	Youth Survey	Youth Researchers to assist with promotion via facebook	Most efficient approach to allowing a large and diverse group of young people across the municipality to contribute their ideas to the Youth Strategy.	Ensures a range of 14-25 year olds are given the chance to contribute to the Youth Strategy.  Taping in to technology could engage young people	Surveys typically have a low response rate, slow turnaround, coding response error and misinterpretation	Incentives will be highlighted e.g. prizes available for survey respondents.
	5	<b>Work Places that employ young people</b>	Promote Survey to key employers of young people		Engaging young people aged 18-25 can be challenging.		Surveys typically have a low response rate	Investigate Incentives

Target Group	#	Target Detail	Tool	Event / Location	Rationale	Strengths	Limitations	Comments / Details
Diverse & Harder to Reach Groups	5	<b>School aged Youth not attending School</b>	Survey	Youth Connections Reconnect Jumpstart-Berry St  CVGT NESAY Workways	Youth who are disengaged can be hard to reach. Liaising with Key Service Agencies to support these young people to have a say will ensure engagement and a richer response.	Focus groups gain quality, in-depth data  Surveys support anonymity	Difficulty in gaining attendance from 'hard to reach' groups.	Offer incentives e.g. Pizza lunch, paid interview etc.
	6	<b>Young Parents</b>	Youth Survey	Target Young Mum's groups MCHN Centres Playgroups	Ensures surveys are accessible to Young Parents.	Utilises trusted service providers to support young parents to have a say.	Surveys typically have a low response rate, slow turnaround, coding response error and misinterpretation	Often Young parents (particularly mothers) are not in school; this can make engagement more difficult.
	7	<b>Aboriginal Youth</b>	Youth Survey	*There aren't high numbers of young people who identify as ATSI in Murrindindi.  Closing the Health Gap Worker (Rebecca Welsh) could assist	Utilising trusted community members and meeting in Koori Friendly Spaces are key considerations.	Building trust & rapport with the Aboriginal Youth is essential in ensuring engagement.	Surveys typically have a low response rate, slow turnaround, coding response error and misinterpretation	Offer incentives e.g. Pizza lunch, paid interview etc.

Target Group	#	Target Detail	Tool	Event / Location	Rationale	Strengths	Limitations	Comments / Details
Diverse & Harder to Reach Groups	8	<b>Youth with a Disability</b>	Youth Survey completed with one on one support or in focus groups.	Seymour Transition Classes Patty Menzie's School Rural Access Worker Transition Workers	Young people who have a disability can have literacy issues. Ensuring support to administer the survey in a focus group format or one on one with support from a support worker will ensure inclusiveness.	Focus groups gain quality, in-depth data	Cannot guarantee standardisation of instructions from support workers which will influence responses.	Ensure input from service providers and Specialist School staff to build in most effective means of support that will encourage participation.
	9	<b>Culturally &amp; Linguistically Diverse Young People</b>	Youth Survey	** Not a high population of CALD young people in Murrindindi-adding a question to the survey would be the best way.	Ensures surveys are accessible to CALD young people.	Utilises trusted support people to ensure CALD young people have a say.	Cannot guarantee standardisation of instructions from support workers which will influence responses.	Consult with volunteers and service providers to gain input on most effective way to gain input.

Target Group	#	Target Detail	Tool	Event / Location	Rationale	Strengths	Limitations	Comments / Details
<b>S</b> <b>e</b> <b>r</b> <b>v</b> <b>i</b> <b>c</b> <b>e</b> <b>P</b> <b>r</b> <b>o</b> <b>v</b> <b>i</b> <b>d</b> <b>e</b> <b>r</b> <b>s</b>	10	<b>Youth Service providers &amp; Key Gov't Departments</b>	Advertised and targeted invitation based focus group/works hop for service providers  Service provider Survey	Two Youth Service Provider Focus Groups- one upon commencement of project & one to build action plan.	Brings together all key service providers in a discussion dedicated to the development of the Youth Strategy	Focus groups gain quality, in-depth data from key stakeholders	Difficulty in gaining attendance of all key service providers identified	Email Youth Partnership to invite participation from Service Providers not present at focus groups.
	11	<b>Teachers/Principals</b>	Teachers Survey		Teachers spend a lot of their time with young people, making their involvement important.	Ensures all teaching staff are given the opportunity to contribute to the development of the Youth Strategy	Surveys typically have a low response rate, slow turnaround, coding response error and misinterpretation	Invite input and advice from Principals on consultation methods.
<b>K</b> <b>e</b> <b>y</b> <b>C</b> <b>o</b> <b>u</b> <b>n</b> <b>c</b> <b>i</b> <b>l</b> <b>S</b> <b>t</b> <b>a</b> <b>f</b> <b>f</b>	12	<b>Key Council Staff/Councillors</b>	Workshop  One to One Interviews	A workshop to engage Key Council Staff and Councillors in the development of the Youth Strategy	Builds understanding of the project  Engages Staff/Councillors in rich conversations	Ensures Key Council Staff/Councillors are informed and included in the process.  Focus groups gain quality, in-depth data	Difficulty in gaining attendance	One to One interviews could capture key staff unable to make workshop

Target Group	#	Target Detail	Tool	Event / Location	Rationale	Strengths	Limitations	Comments / Details
<b>General Public</b>	13	<b>Community groups who support Youth</b> Sporting Groups Scouts School Councils Youth Inc Churches Arts & Culture Groups	Online Survey		Most efficient approach to allowing a large and diverse group of people to contribute their ideas to the Youth Strategy	Ensures all services and groups identified as relevant are given the opportunity to contribute to the development of the Youth Strategy	Surveys typically have a low response rate, slow turnaround, coding response error and misinterpretation	Important means of ensuring community consultation process is open and thorough
	14	<b>Murrindindi LGA</b>	Newspaper notice calling for comment on draft Youth Strategy		Allows community members not already reached through above consultations to contribute to Youth Strategy development	Finalises consultation process, allows people passionate about the Youth to feel heard		Ensures a final opportunity for people to comment on Youth Strategy
	15	Murrindindi LGA	Link to Youth Survey on Website  Investigate adding progress page to website					
<b>Parents</b>	16	<b>Parent Groups</b>	Parent Survey	<b>Church Groups</b> <b>Sporting Groups</b> School Councils  Youth Researchers engaging parents	Encourages buy in from parents and the opportunity for parents to be informed about what young people have indicated.	Invites the involvement of parents from across the municipality.	.	Important means of ensuring consultation process is open and thorough. Supports parents to be informed and involved.

<b>E v e n t</b>	<p><b>17 Opportunities for 'Youth Researchers' to consult with young people and the wider community.</b></p>	<p>If opportunity arises, utilise a major event to promote the youth survey</p> <p>Youth Researchers to engage their communities to have a say</p>	<p>Event Shopping Centre School ETC</p> <p>(to be determined by young people in their locality)</p>	<p>Promotes survey and the Youth Strategy and provides an opportunity for young people to ask questions</p>	<p>A personal approach can often build understanding and motivation to take part.</p>	<p>One to one interviewing can be time consuming</p>	<p>Youth Researchers will be invited to support the process.</p>
<b>O t h e r</b>	<p><b>21 As advised through Youth as Researchers Process</b></p>						

**Note:** It is envisaged that this plan will guide the consultation activities for the Youth Strategy. This plan is flexible and can be adjusted and re-adjusted as required. If planned consultation methods do not work, the consultant will work with the Advisory Group to identify new ways of hearing from the community.

## Murrindindi Shire Community Group Focus Group:

<p><b>Question 1</b>  <b>What are your <u>feelings</u> about how young people are supported in Murrindindi Shire right now?</b></p> <p>Feelings (red hat)</p>	
<p><b>Question 2</b>  <b>What are the top three issues of concern that you notice with young people?</b></p> <p>The facts (white hat)</p>	<p><b>Top Three Issues:</b></p> <ol style="list-style-type: none"> <li>1.</li> <li>2.</li> <li>3.</li> </ol>
<p><b>Question 4</b>  <b>What are we doing well when supporting young people?</b></p> <p>The positives (yellow hat)</p>	
<p><b>Question 5</b>  <b>What isn't working well with the way we support young people?</b></p> <p>The negatives (black hat)</p>	
<p><b>Question 6</b>  <b>What would you like to see happen to make Murrindindi Shire Council a better place to live for young people?</b></p> <p>Creative thoughts (green hat)</p>	
<p><b>Question 7</b>  <b>If you could improve the way that young people are supported what would you do?</b></p> <p>Organising thoughts (blue hat)</p>	

## Murrindindi Shire Youth Service providers Focus Group:

<p><b>Question 1</b>  <b>What are your <u>feelings</u> about youth service provision in Murrindindi Shire right now?</b></p> <p>Feelings (red hat)</p>	
<p><b>Question 2</b>  <b>What are the top three issues of concern that young people are presenting with?</b></p> <p>The facts (white hat)</p>	<p><b>Top Three Issues:</b></p> <ol style="list-style-type: none"> <li>1.</li> <li>2.</li> <li>3.</li> </ol>
<p><b>Question 3</b>  <b>What major gaps in service provision do you notice?</b></p> <p>The facts (white hat)</p>	
<p><b>Question 4</b>  <b>Will reduced funding from VBAF, impact on your organisations ability to support young people across Murrindindi Shire?</b></p> <p><b>If yes, how and what will be different?</b></p> <p>The facts (white hat)</p>	
<p><b>Question 5</b>  <b>What are we doing well when supporting young people?</b></p> <p>The positives (yellow hat)</p>	
<p><b>Question 6</b>  <b>What isn't working well with the way we support young people?</b></p> <p>The negatives (black hat)</p>	
<p><b>Question 7</b>  <b>What would you like to see happen to make Murrindindi Shire Council a better place to live for young people?</b></p> <p>Creative thoughts (green hat)</p>	
<p><b>Question 8</b>  <b>If you could improve the way that services support young people what would you do?</b></p> <p>Organising thoughts (blue hat)</p>	

# Murrindindi Youth Survey

**Closing date for surveys is Friday September 9th**

**YOUR PARTICIPATION IN THIS YOUTH SURVEY IS VOLUNTARY.**

**IF YOU COMPLETE AND SUBMIT THE SURVEY WE WILL INTERPRET THAT AS YOU GIVING CONSENT TO PARTICIPATE. IF YOU CHANGE YOUR MIND YOU CAN STOP AT ANY TIME.**

**YOUR RESPONSES WILL BE KEPT CONFIDENTIAL.**

**PLEASE COMPLETE THE FOLLOWING**

**1. How old are you? (in years)**

- 12-15
- 16-18
- 18-25

**2. Are you...** (please tick one)

- Male
- Female

**3. Are you of Aboriginal descent?**

- Yes
- No

**4. Do you speak any languages other than English at home?** (if yes please state below)

- Yes (please state) \_\_\_\_\_
- No

**5. Which town do you live in?** (please tick one)

- |                                       |                                     |
|---------------------------------------|-------------------------------------|
| Alexandra <input type="checkbox"/>    | Yea <input type="checkbox"/>        |
| Kinglake <input type="checkbox"/>     | Eildon <input type="checkbox"/>     |
| Murrindindi <input type="checkbox"/>  | Yarck <input type="checkbox"/>      |
| Flowerdale <input type="checkbox"/>   | Marysville <input type="checkbox"/> |
| Strath Creek <input type="checkbox"/> | Thornton <input type="checkbox"/>   |
| Toolangi <input type="checkbox"/>     | Buxton <input type="checkbox"/>     |
| Taggerty <input type="checkbox"/>     | Glenburn <input type="checkbox"/>   |
| Narbethong <input type="checkbox"/>   |                                     |
| Other (please state) _____            |                                     |

**6. My current study situation:**

(tick all that apply)

- Secondary School
- TAFE
- University
- Trainee or Apprenticeship
- I study by Correspondence or online
- I am not studying

**7. My Current Work:** (tick all that apply)

- Casual Work
- Part-time Work
- Full-time Work
- Volunteer Work
- I am currently looking for work

**8. What is your main source of income?** (tick one box only)

- Employment
- Centrelink
- Parents/family
- No Income

**9. What best describes your living situation?** (tick one only)

- I live alone
- Boarding School
- Foster Care
- Homeless/insecure housing
- Share house
- With family
- With friends

**Entertainment & Recreation**

**10. What activities are you involved in?** (tick all that apply)

- Arts & Cultural Activities
- Sports (playing)
- Sports (watching)
- Volunteer Work
- Student Representative Council
- Youth Groups & Clubs
- Religious Groups or Activities
- Environmental Groups or Activities
- Political Groups or Activities

Other (please state) \_\_\_\_\_

**ISSUES OF CONCERN**

**11. What issues are of concern to you? (tick all that apply)**

- Bullying
- Cyber Bullying
- Alcohol
- Drugs
- Smoking
- Family conflict
- Body Image
- Eating Disorders
- Mental health of yourself/others
- Not keeping up with school work
- Sexuality
- Your Sexual Health
- Your Physical Health
- Fitting In
- Peer Pressure
- Racism
- Personal Safety
- Self Harm
- Caring for a Family Member
- Homelessness
- Lack of Transport
- Financial pressures
- Career/Employment opportunities for the future
- Having a voice in the community
- Other (please state)

\_\_\_\_\_  
 \_\_\_\_\_

**12. What are you most concerned about (from above) & what do you think needs to be done about it?**

---



---



---



---

**My Future**

**13. Do you plan on leaving school prior to completing Yr 12? (tick one only)**

- Yes I am planning on leaving
- Yes I have already left school
- No

**14. What are your aspirations for the future? (tick all that apply)**

- University
- TAFE
- Trade
- Work
- Other (please state)

\_\_\_\_\_  
 \_\_\_\_\_

**15. Are you intending to leave the area? (tick one only)**

- Yes
- No

If yes, what (if anything) would make you stay?

\_\_\_\_\_  
 \_\_\_\_\_

**My Community**

**16. What do you like best about where you live?**

---



---



---



---

**17. What don't you like about where you live?**

---



---



---



---

**18. If you could do one thing to make a difference for young people where you live what would you do?**

---



---



---



---

# Murrindindi Shire Council YOUTH STRATEGY Community Survey

Murrindindi Shire Council is developing a Youth Strategy that will consider the needs and aspirations of young people aged 12-24. As a community member who cares about young people your views are very important. This survey is an opportunity for you to share your thoughts and ideas for better supporting young people across the Murrindindi Shire. If you have any questions about this survey please contact Stuart Collier at Murrindindi Shire Council on 5772 0333.

## 1. Do you live in Murrindindi Shire Council?

Yes

No

## 2. How old are you?

18-30

31-40

41-50

51-60

61-70

70+

## 3. Are you a parent?

Yes

No

## 4. What are your feelings about how young people are supported in Murrindindi Shire right now?

Poor, there needs to be a lot of improvement

Good, some improvement could be done

Very good, little improvement needed

Excellent, no improvement needed

## 5. If you could improve the way that young people are supported what would you do?

	5
	6

# Murrindindi Shire Council YOUTH STRATEGY Community Survey

**6. What are the top three issues of concern that you have for young people where you live?**

**7. What is working well (across Murrindindi Shire) when supporting young people?**

**8. What isn't working well with the way young people are supported across the Murrindindi Shire?**

**9. If you could do one thing to make Murrindindi Shire Council a better place to live for young people what would you do?**

# Murrindindi Shire Council YOUTH STRATEGY Service Providers Survey

Murrindindi Shire Council is developing a Youth Strategy that will consider the needs and aspirations of young people aged 12-24. As a service provider who supports young people your views are very important. This survey is an opportunity for you to share your thoughts and ideas for better supporting young people across the Murrindindi Shire. If you have any questions about this survey please contact Stuart Collier at Murrindindi Shire Council on 5772 0333.

## 1. What Organisation do you work for?

## 2. Do you work directly with young people?

Yes

No

## 3. Your Profession

Teacher

Youth Worker

Social Worker

Psychologist

Family Worker

Mental Health Worker

Community Development Worker

Volunteer

Employment/Training Support Worker

Other (please specify)

## 4. What are your feelings about youth service provision in Murrindindi Shire right now?

Poor, there needs to be a lot of improvement

Good, some improvement could be done

Very good, very little improvement needed

Excellent, no improvement needed

# Murrindindi Shire Council YOUTH STRATEGY Service Providers Survey

**5. What are the top three issues of concern that young people are presenting with (or that you notice in young people you work with)?**

**6. Do you notice any gaps in service provision for young people?**

Yes

No

If yes, please specify

**7. Will reduced funding from VBAF impact on your organisations ability to support young people across the Murrindindi Shire?**

Yes

No

If yes, how and what will be different?

**8. What is working well (across Murrindindi Shire) when supporting young people?**

**9. What isn't working well with the way young people are supported across the Murrindindi Shire?**

## Murrindindi Shire Council YOUTH STRATEGY Service Providers Survey

**10. From 1-10 how would you rate the effectiveness of how the service sector supports young people across the Murrindindi Shire (consider schools, employment & welfare services).**

1- (poor, not working well)

2

3

4

5

6

7

8

9

10- (excellent, working great)

**11. If you could improve the way that services support young people what would you do?**

**12. What would you like to see happen to make Murrindindi Shire Council a better place to live for young people?**